

Jefferson County, Indiana Profile

KDH Community Needs Assessment 2016

Jefferson County Summary

- Jefferson County is experiencing a slight decrease in total population, currently at 32,428. By 2025, the population is expected to be about 32,880. It has a median age of 40.9, above that of the state average of 37.0. The unemployment rate is the same as that of the state of Indiana rate of 6.0%.
- The population is fairly homogeneous with a largely Caucasian population, 95.4%. Of the total population in the county, 48.2% are male and 51.8% are female.
- The median average household income, of \$45,964, is lower than that for Indiana and the nation. In Jefferson County, about 16.2% of the individuals, or about 5,264, live below the poverty level, above the 15.2% poverty rate of individuals in Indiana and the 16.0% rate for the entire United States.
- 40% of all families in Jefferson County are single parent families with 40% of these families in poverty. In Indiana, 33.3% of all families are single parent families with 44.7% of these families in poverty.
- The child abuse/neglect rate per 1,000 children under the age of 18 has increased from 14.6 in 2011 to 20.6 in 2014.
- 22% of adults in Jefferson County use tobacco compared to 23% of adults living in the state of Indiana.
- According to the Indiana State Department of Health 2014 report, Jefferson County was not listed as a county that had a shortage of healthcare professionals or of mental health professionals. However, the 2014 report lists Milton, Shelby and Smyrna townships as medically underserved.
- The rate of all cancer incidence is higher in Jefferson County, at 479 for 100,000 population, than for Indiana, at 462 for 100,000 population. The rate of lung cancer is higher in Jefferson, at 84 per 100,000 population than for Indiana at 72 per 100,000. The rate of prostate cancer is higher in Jefferson, at 104 per 100,000 population than for Indiana at 94 per 100,000. The rate of breast cancer in Jefferson is lower, at 99 per 100,000 population than for Indiana at 119 per 100,000 population. The rate of colorectal cancer is slightly lower in Jefferson, at 42 per 100,000, than the rate for Indiana, at 43 per 100,000.
- The suicide death rate per 100,000 population is significantly higher in Jefferson County at 26.8 versus the state of Indiana at 14.2 and the United States at 13.0.
- The percentage of driving fatalities with alcohol involvement was 23% for Jefferson County compared to 19% for the state of Indiana.

Jefferson County Summary continued

- According to INSPECT (Indiana Scheduled Prescription Electronic Collection and Tracking), Jefferson County had 1.45 opioids dispensed per capita compared to Indiana at 0.82.
- The drug overdose mortality rate is higher in Jefferson County at 21 versus Indiana at 18.
- The percent of mothers who smoked during pregnancy in Jefferson County is 27.1%. It is significantly higher than the state of Indiana average of 15.1%. In 2014, the percent of low-weight births for Jefferson County was 8.8%, above the 8.0% for Indiana.
- The number of teen pregnancies among women 15 to 19 years old has slightly decreased in Jefferson County from 2010 to the most recent measurement in 2014. In Jefferson County, there were 44 teen pregnancies in 2010 and 37 teen pregnancies in 2014. For the state of Indiana, a significant decrease took place - there were 8,629 teen pregnancies in 2010 and 6,218 in 2014.
- The rate of deaths related to major cardio vascular diseases in Jefferson County increased from 2013 - 321.0 per 100,000 population to 362.2 per 100,000 population in 2014. The opposite trend occurred in Indiana with 243.7 per 100,000 deaths recorded in 2013 falling to 240.0 per 100,000 in 2014.
- The stroke death rate in Jefferson, at 79.6 per 100,000 population in 2014, was significantly higher than the 41.7 per 100,000 population for the state of Indiana and the 36.5 per 100,000 for the nation.
- The rate of pediatric asthma in Jefferson County, at 2.0%, is slightly higher than the rate for Indiana, at 1.9%.
- The death rate from Chronic Lower Respiratory Disease (CLRD) is higher in Jefferson County with a death rate of 65.2 per 100,000 versus the state of Indiana's death rate of 54.1 per 100,000 and the nation's death rate at 40.5%.

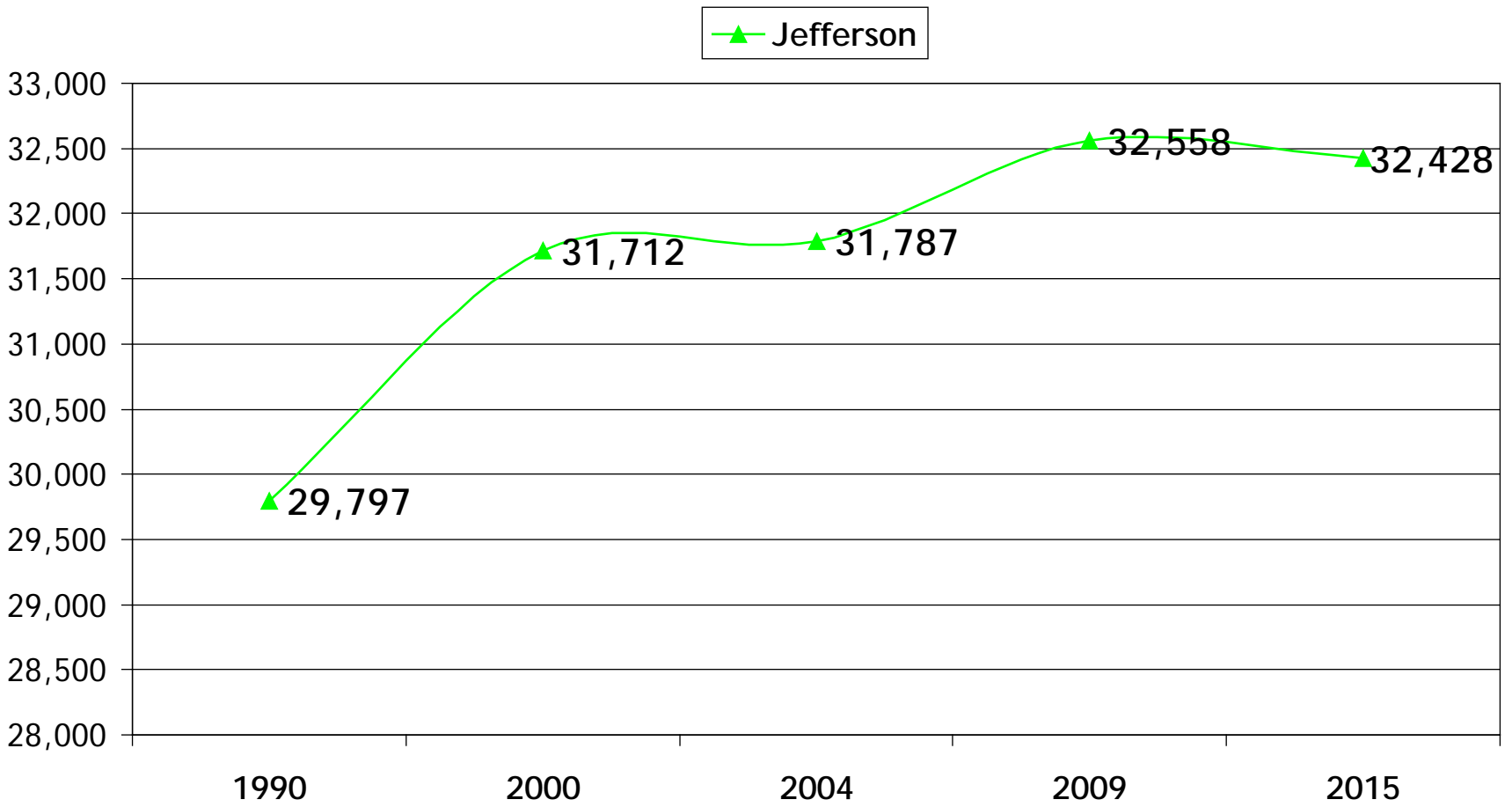
Total Population and Geographic Data

2015

Total Population and Geographic Data			
	Jefferson	Indiana	Nation
Total Population	32,428	6,619,680	321,418,820
Male Population	15,634/48.2%	49.3%	49.2%
Female Population	16,794/51.8%	50.7%	50.8%
Persons per sq. mi.	90	183	90
Total Households	12,746	2,537,304	120,163,305
Land Area (sq. miles)	361	35,826	3,537,439

Historical Population

Estimated on July 1st each year



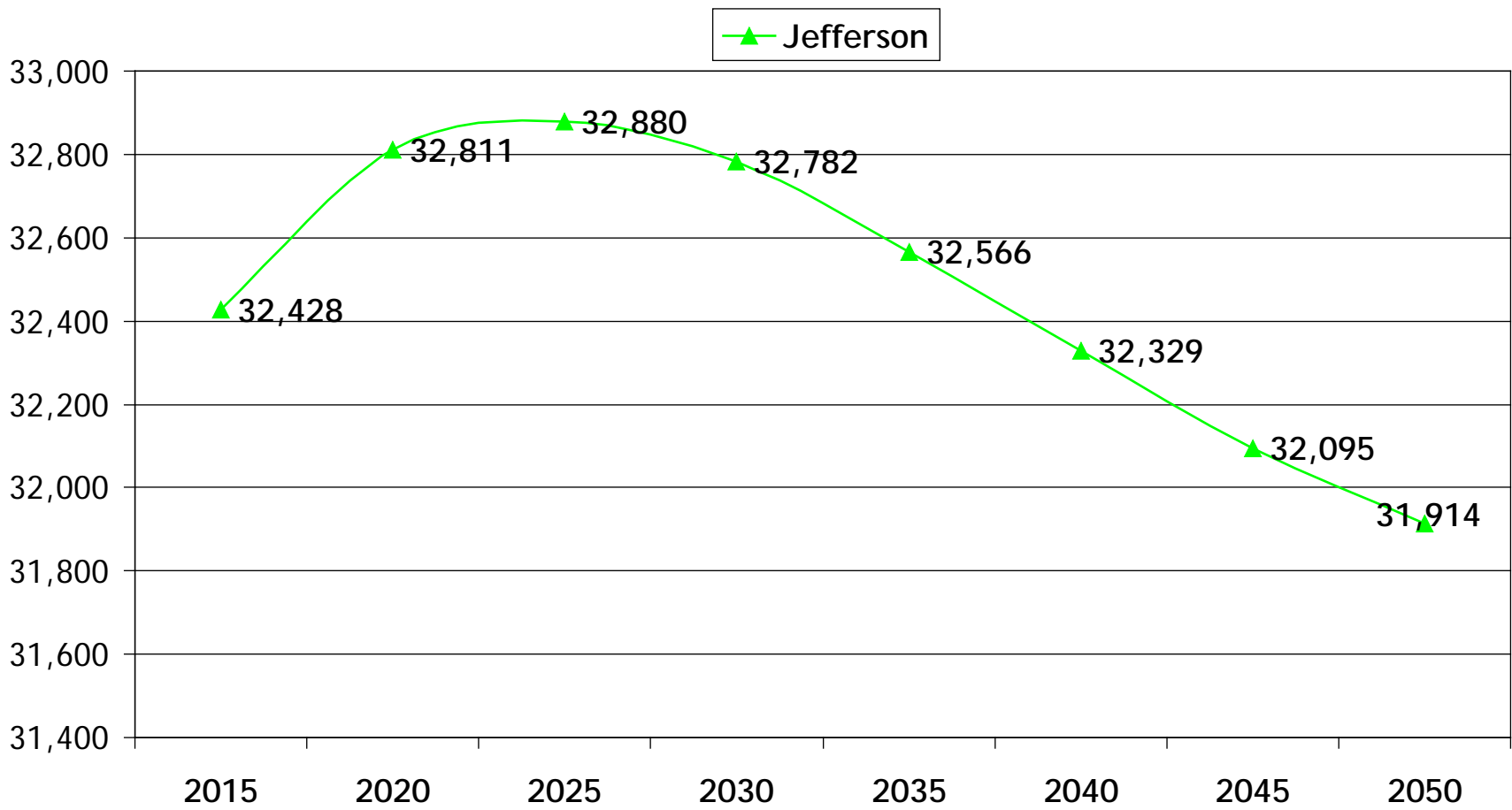
Population Change

2014 to 2015

Location	Total Population Change	Natural Increase		
		Births	Deaths	Natural Increase
Indiana	21,800 or 0.3%	83,796	58,536	25,260
Jefferson	-113 or (.01)%	334	336	-2

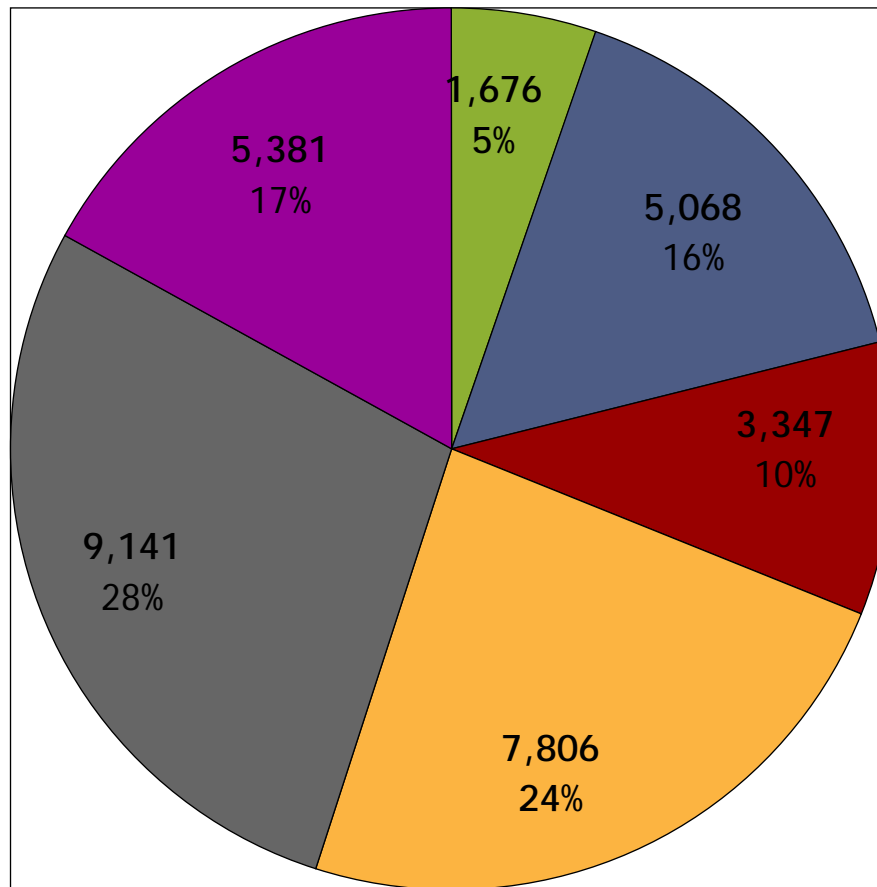
Location	Net Migration		
	Total	Net International	Net Domestic
Indiana	-2307	12,574	-14,881
Jefferson	-93	19	-112

Population Projection



Population Estimates by Age, 2015

0-4 years 5-17 years 18-24 years 25-44 years 45-64 years 65+ years



Median Age:
40.9 years

Race / Ethnicity

2015 Estimation

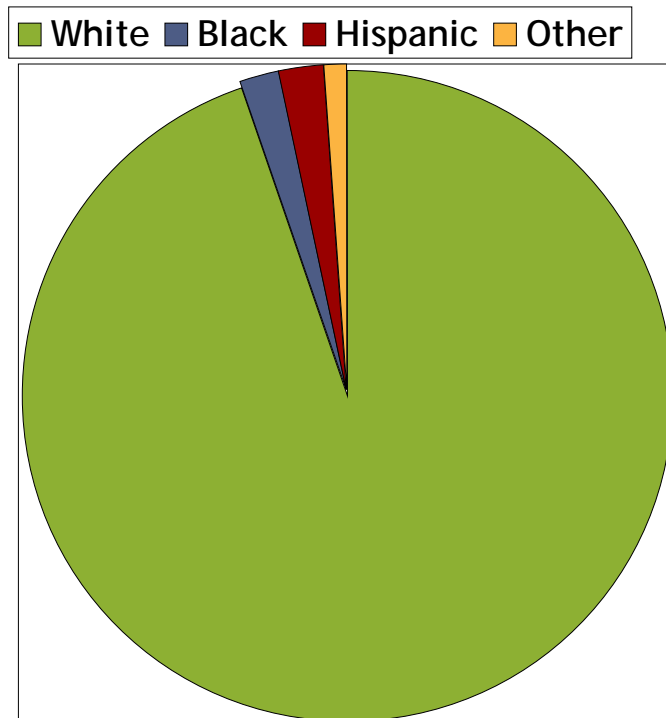
Race / Ethnicity (2015)			
	Jefferson	Indiana	Nation
White	95.4%	85.8%	77.1%
Black	2.1%	9.6%	13.3%
Asian	0.8%	2.1%	5.6%
Two or More Races	1.4%	1.9%	2.6%
Hispanic or Latino	2.6%	6.7%	17.6%

Largest Cities and Towns in Jefferson County

Name	Population in 2015	Percent of County
Brooksburg	81	0.2%
Dupont	338	1.0%
Hanover	3,543	10.9%
Madison	12,040	37.1%

Race

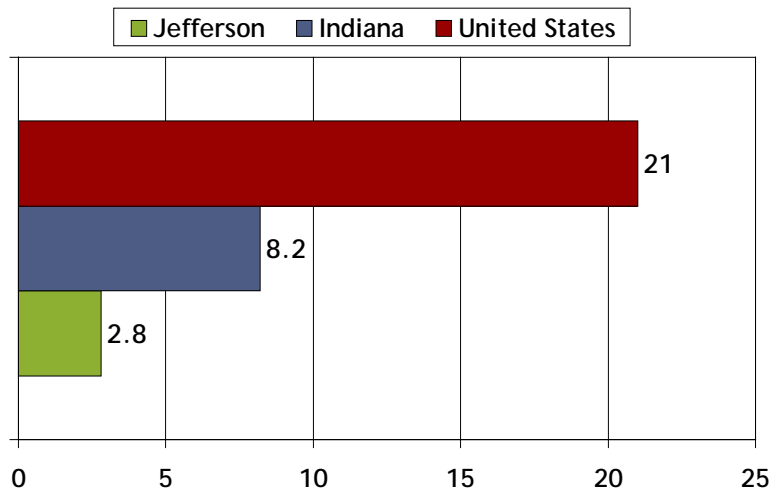
Persons Reporting One Race Only



	Total	% of Total
Total	32,848	100 %
White	31,050	94.5%
Black	653	2%
Hispanic	804	2.4%
Other	341	1%

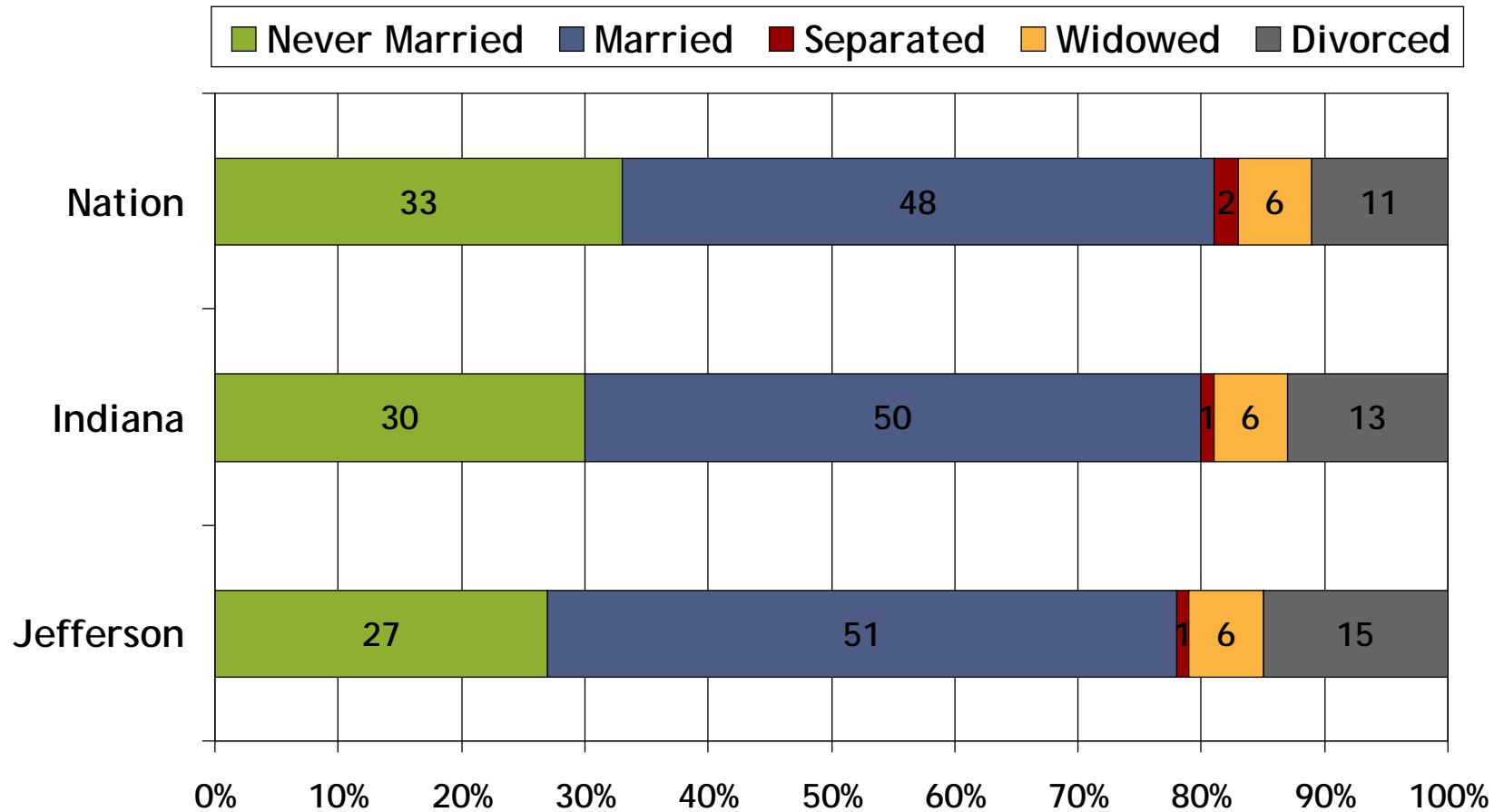
Other includes Asian, American Indian, Alaska Native, Native Hawaiian, and other Pacific Islander, in addition to other races.

Language other than English is Spoken in the Household As Percentage of Total Population



Total	
Nation	63,200,000
Indiana	540,942
Jefferson	842

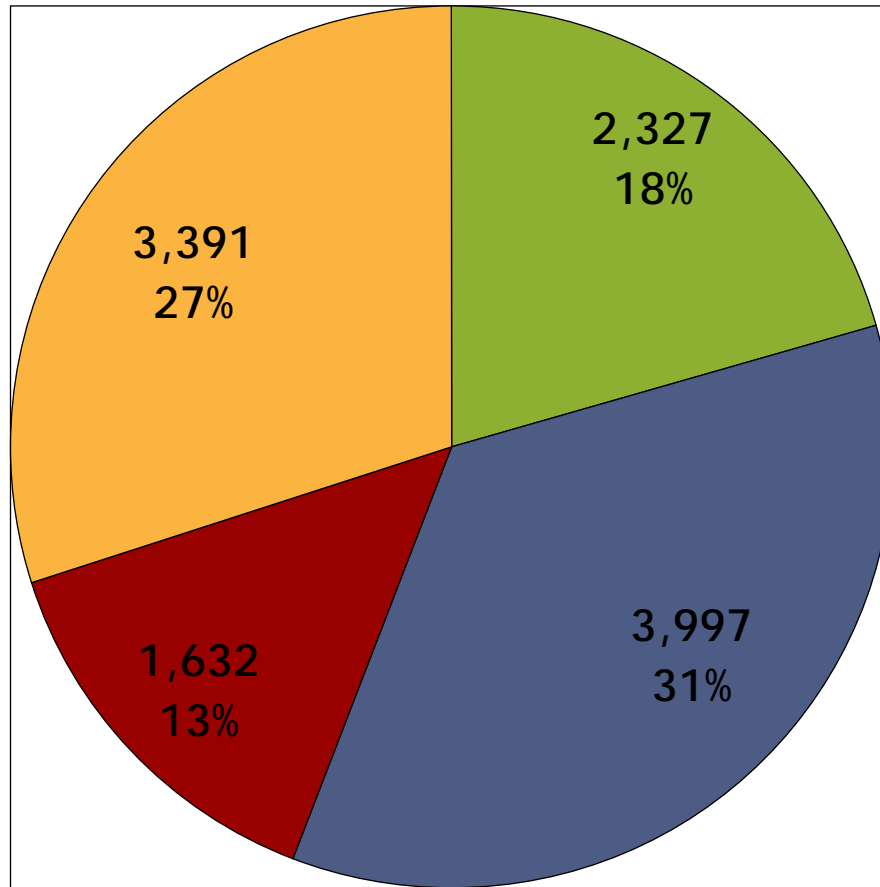
Marital Statistics



Household Types

Households in 2014

■ Married with Children ■ Married without Children ■ Single Parents ■ Living Alone



Single Parent Families

Location	Percentage of Children in Families with a Single Parent	Percentage of Children in Single Father Households below Poverty Level	Percentage of Children in Single Mother Households below Poverty Level	Percentage of Children in Single Parent Families below Poverty Level
Nation	33.4	27.3	47.5	42.9
Indiana	33.3	30.1	50.0	44.7
Jefferson	40.0	36.7	42.6	40.1

Public School Students Receiving Free or Reduced Price Lunches

As percentage determined by Student's Household Size and Income

Location	School Lunch	2012	2013	2014	2015
Indiana	Free	40.0%	40.9%	41.2%	41.2%
	Reduced Price	8.2%	8.1%	7.9%	7.9%
Jefferson	Free	42.5%	43.4%	44.8%	42.8%
	Reduced Price	9.6%	8.7%	10.0%	9.7%

Child Food Insecurity

USDA's measure of lack of access, at times, to enough food for an active, healthy lifestyle for all household members and limited or uncertain availability of nutritionally adequate foods.

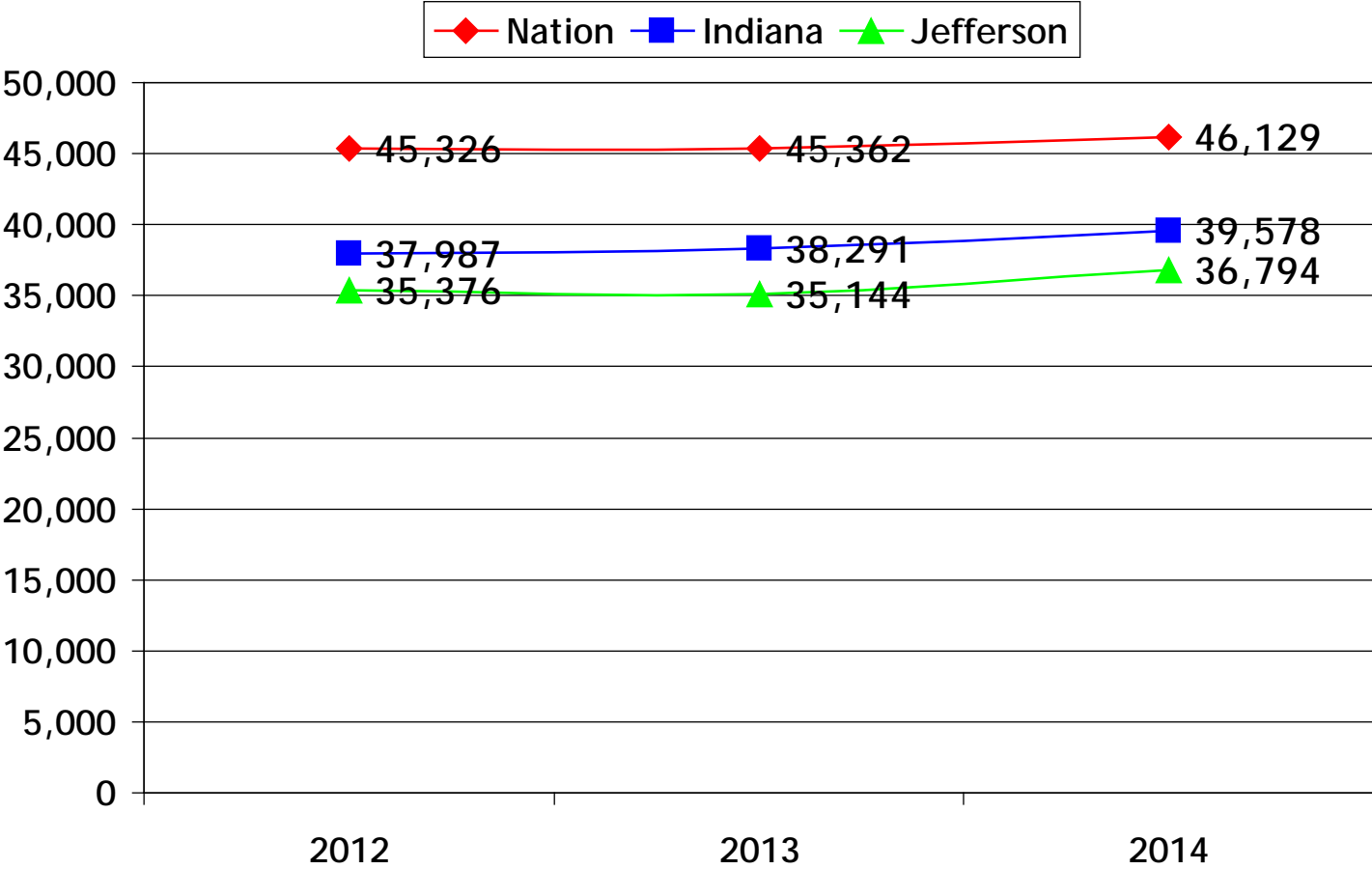
Location	2013	2014
Nation	21%	19%
Indiana	21.8%	21.2%
Jefferson	22.6%	22.7%

Public Assistance

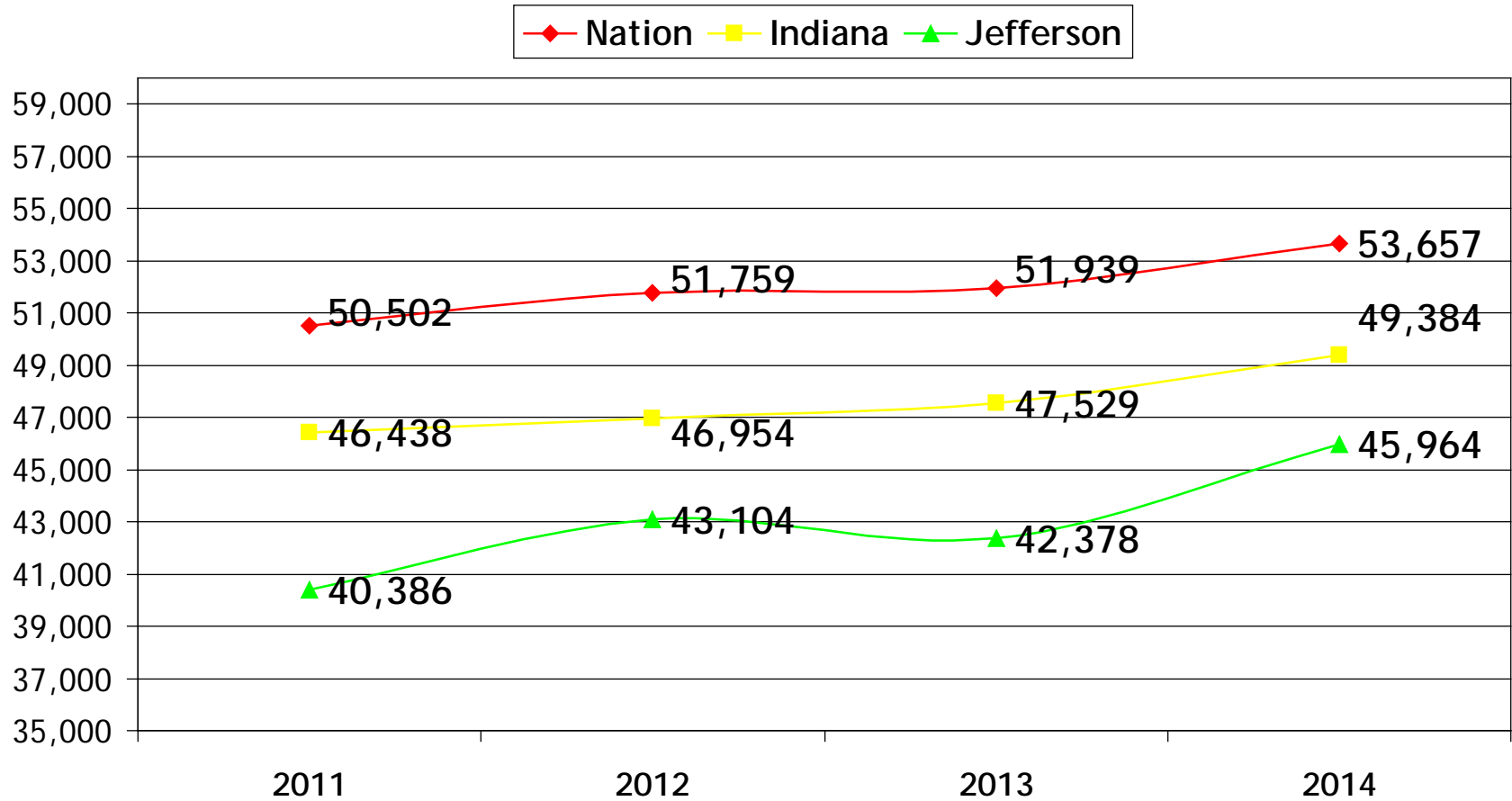
Monthly Average Number of Persons Issued Food Stamps (SNAP)

Location	2011	2012	2013	2014
Indiana	867,101	901,880	923,766	906,170
Jefferson	4,296	4,501	4,445	4,300

Per Capita Income

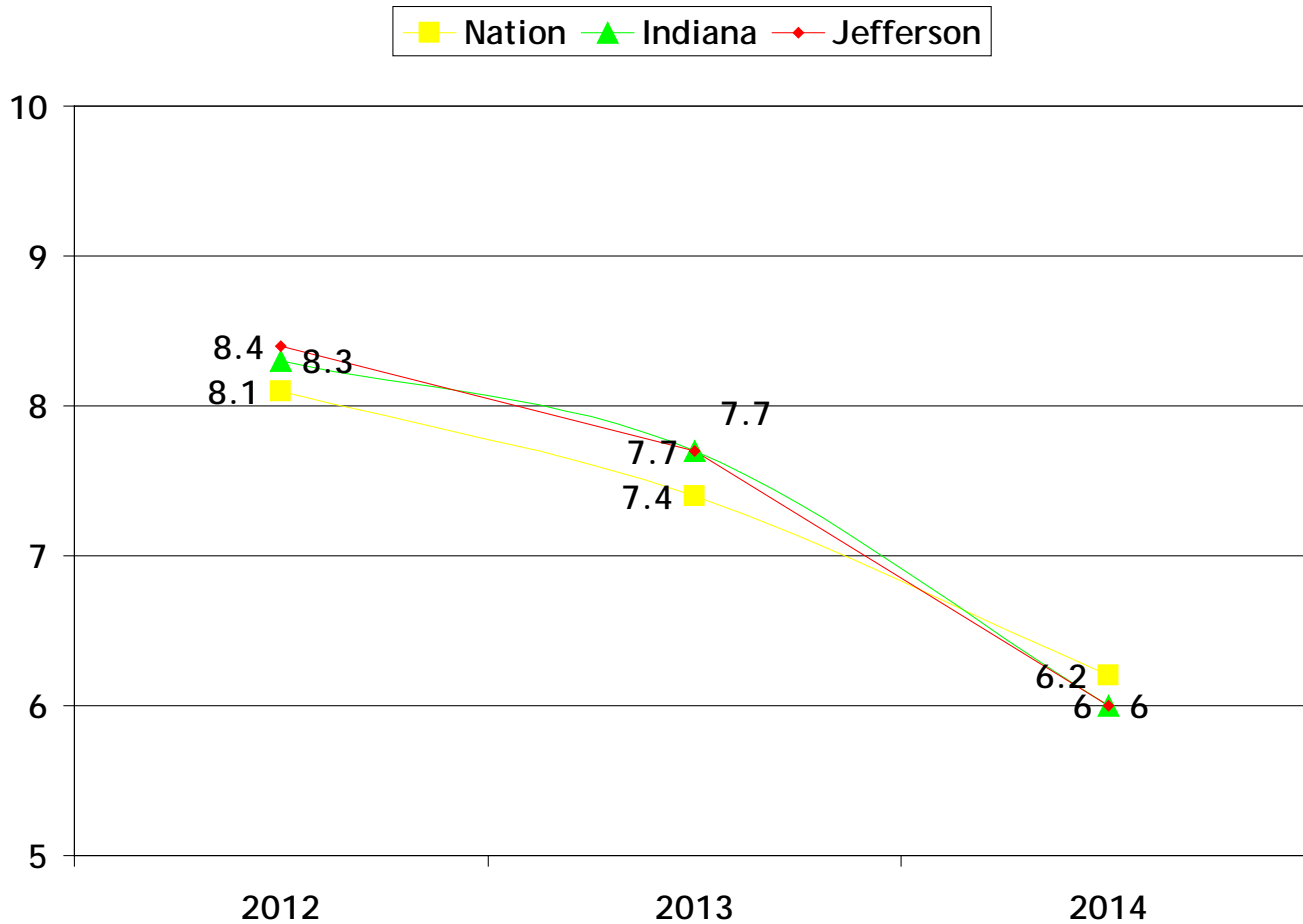


Median Household Income



Unemployment Rate

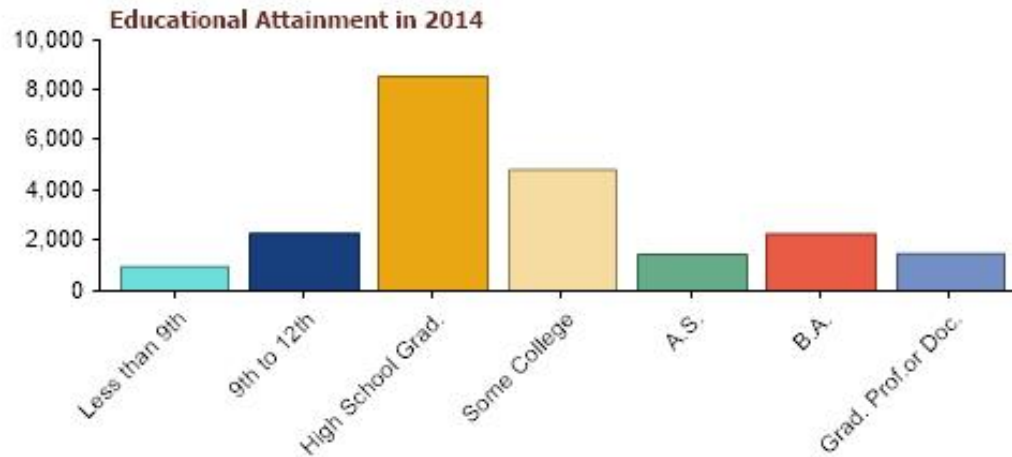
As a percentage



Poverty

Locale	Number of Individuals below Poverty Level (2014)	% of Individuals below Poverty Level (2014)	% of Individuals below Poverty Level (2000)	% of Children in Poverty, Age 0-18 (2014)	% of Children in Poverty, Age 0-18 (2000)
Nation	48,208,000	16.0	11.9	21.1	15.2
Indiana	974,000	15.2	8.3	21.2	10.5
Jefferson	5,264	16.2	10.2	25.4	14.1

Educational Attainment



2014	Average Percentage of Adults 25+ with Less than a High School Diploma
Nation	12
Indiana	12
Jefferson	15

Health Insurance

Percent of Adults Under Age 65

Location	Have Medical/Hospital/Accident Insurance	No Medical/Hospital/Accident Insurance
Nation	88.0	12.0
Indiana	86.2	13.8
Jefferson	86.0	14.0

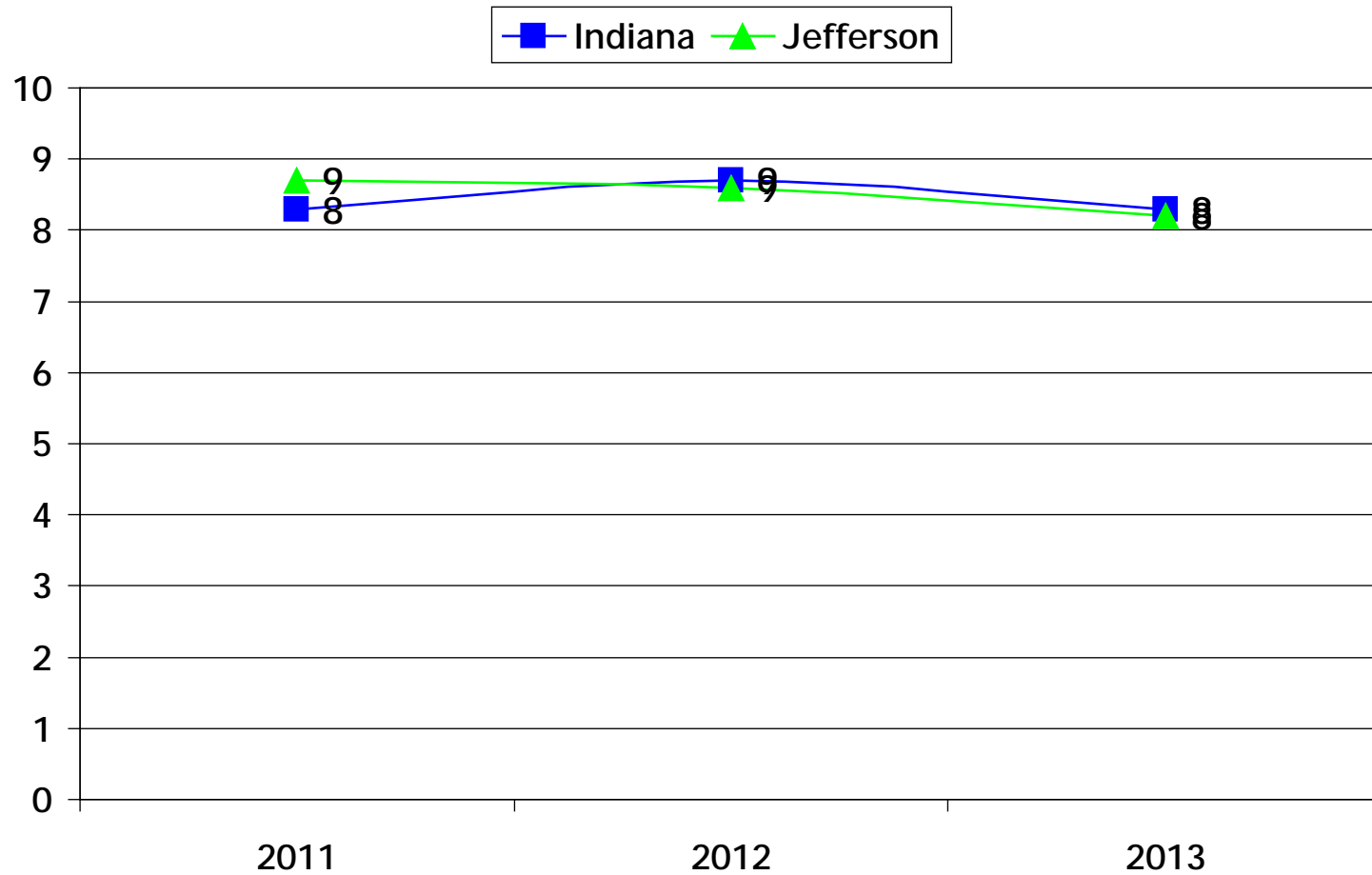
Source of Health Insurance

Percent of Gross Medical Charges - King's Daughters' Health*

Year	Private Insurance	Medicare	Medicaid	Self Pay
2015	33.7	47.9	14.8	3.6
2014	34.0	46.6	13.8	5.6

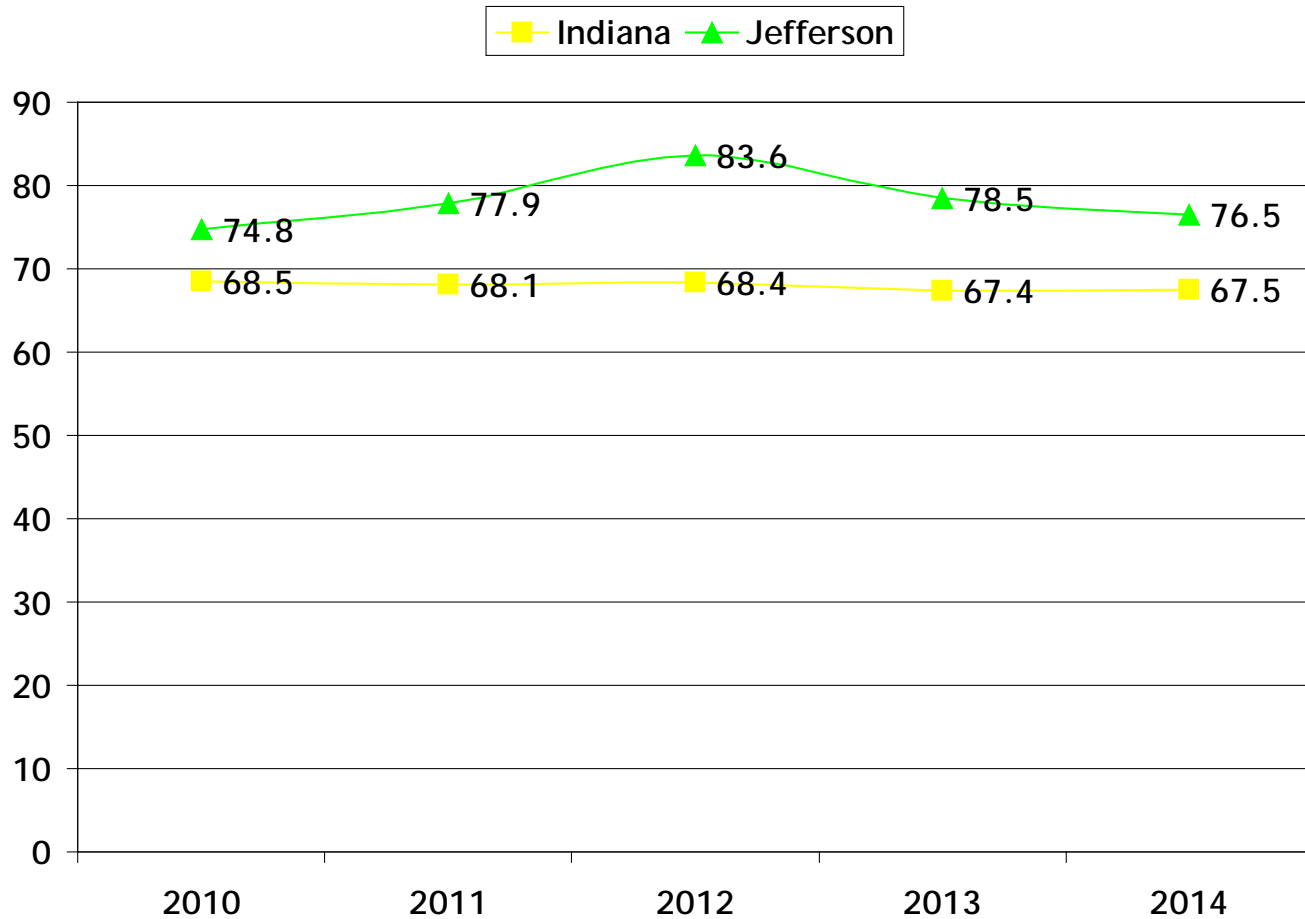
Uninsured Children Under the Age of 19

As a percentage



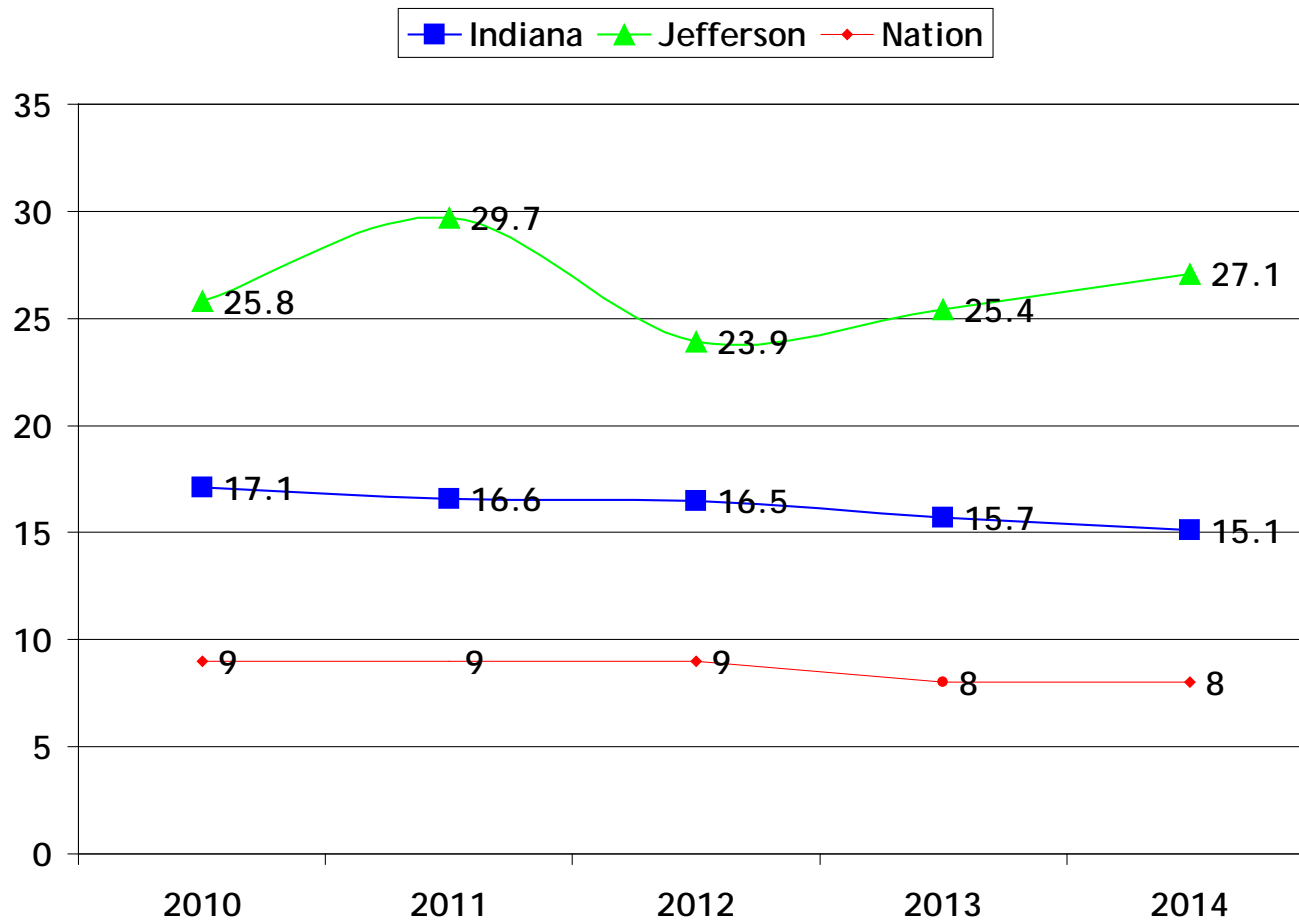
Began PNC in 1st Trimester

As a percentage



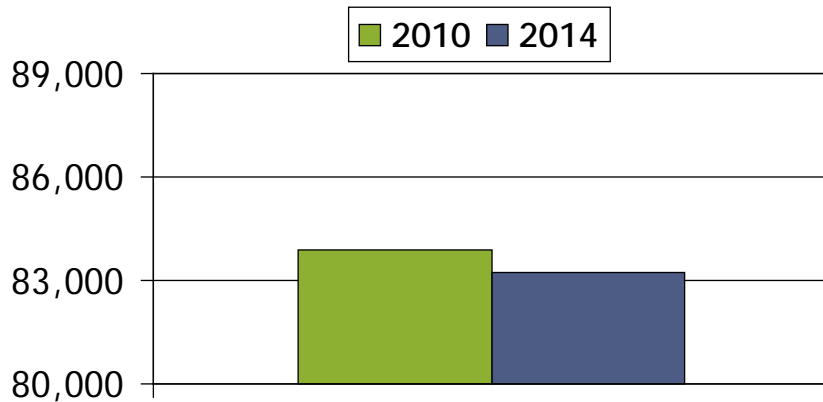
Smoking during Pregnancy

As a percentage



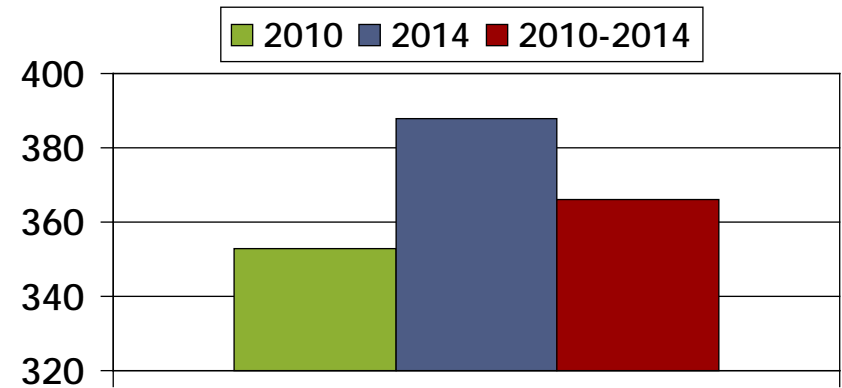
Live Births

Indiana



2010	2014
83,867	83,927

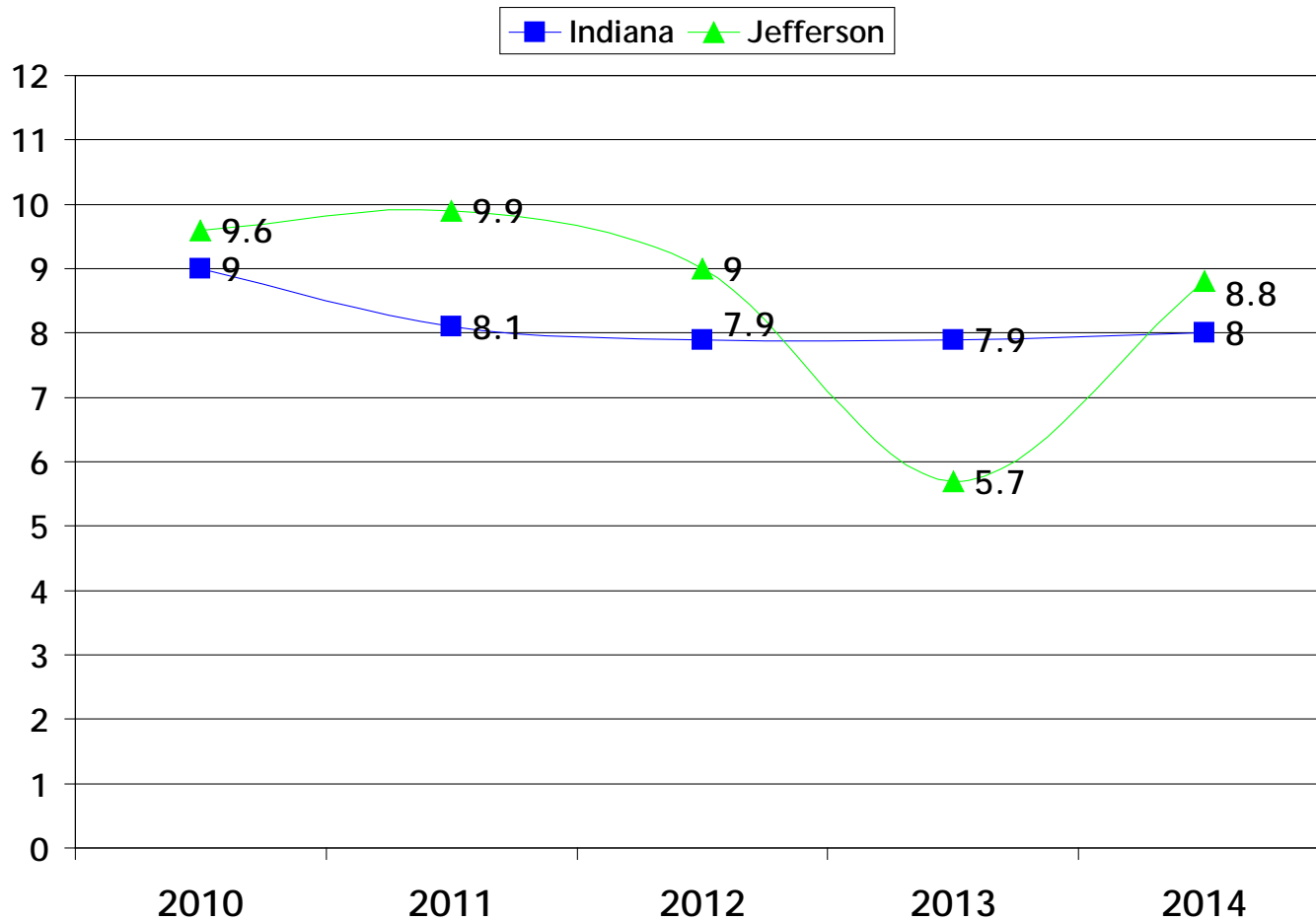
Jefferson



2010	2014	Avg. 2010-2014
353	388	359

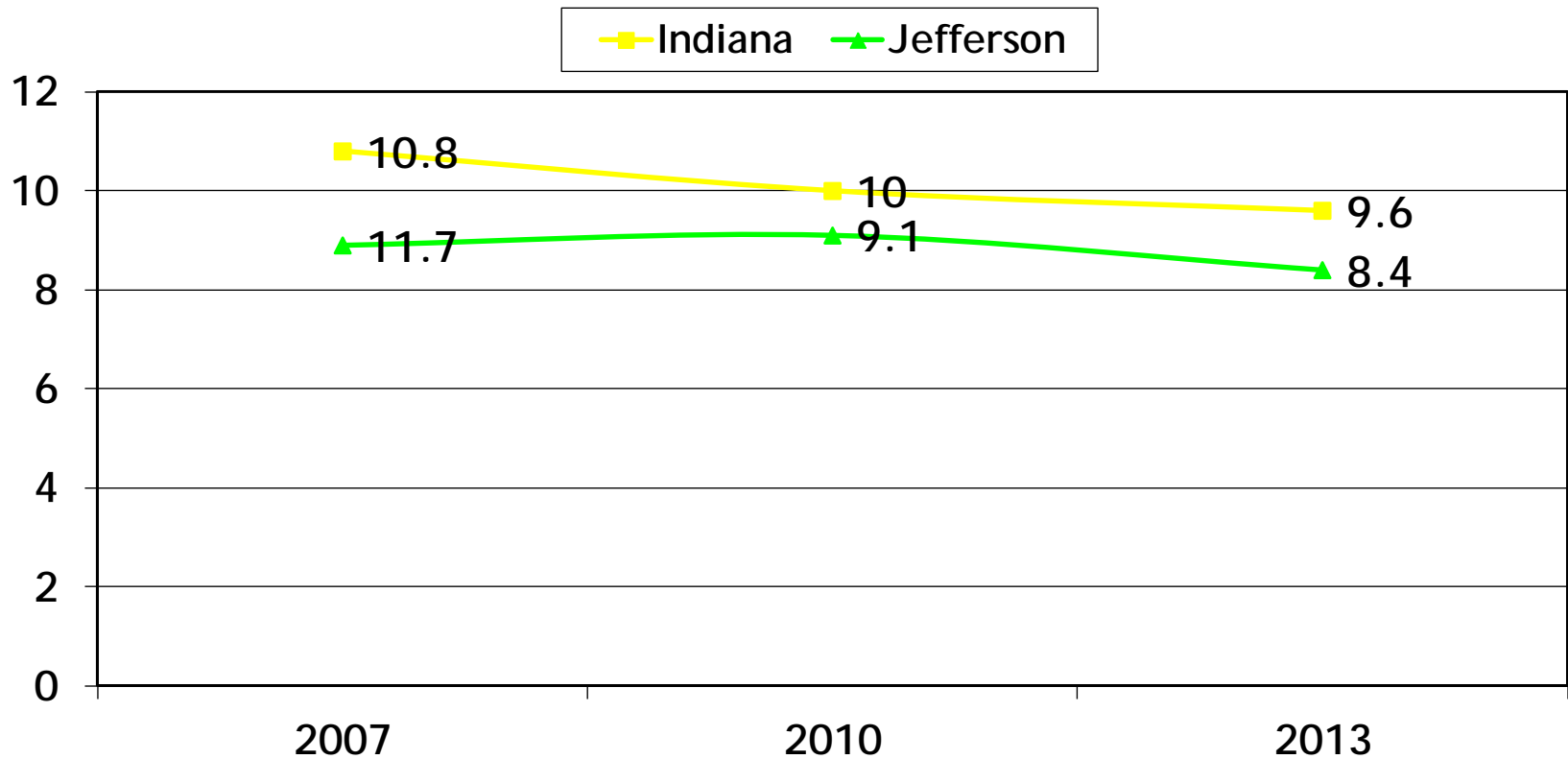
Low Birth Weight

As a percentage



Preterm Births

As a percentage



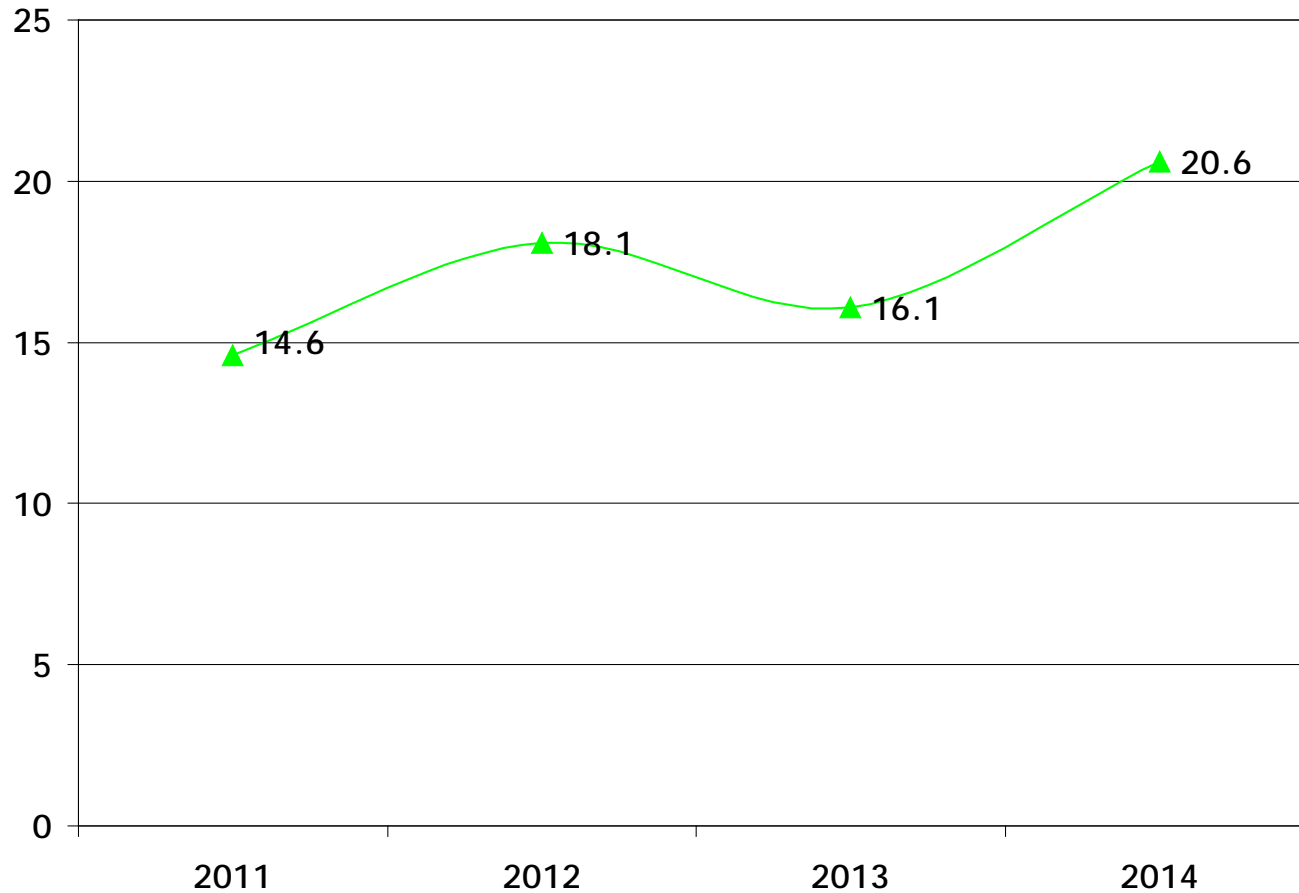
Infant Mortalities

Number of Infant Deaths, Under the Age of 1

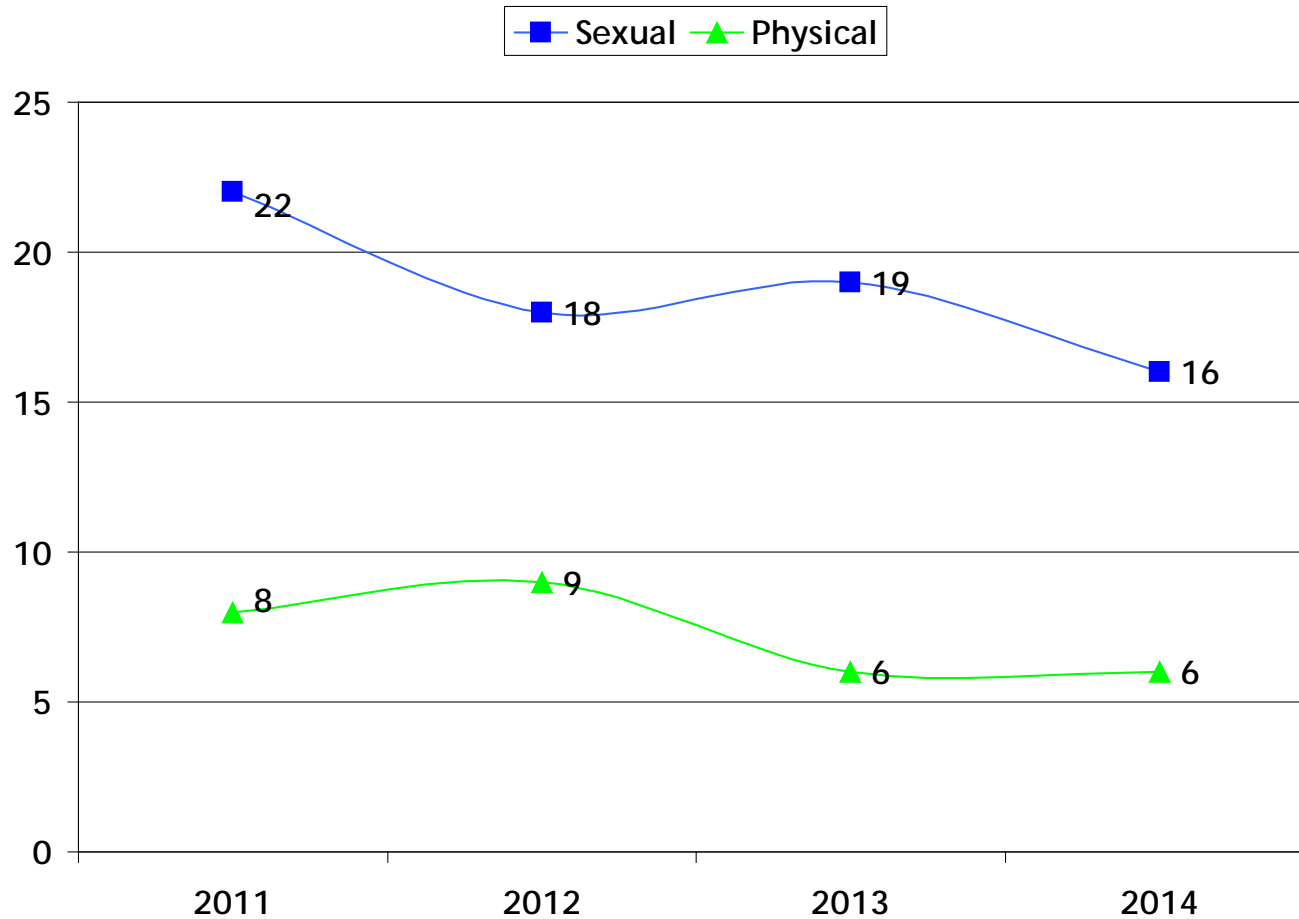
	2011	2012	2013	2014
Indiana	643	556	594	597
Jefferson	3	1	3	1

Child Abuse/Neglect Rate

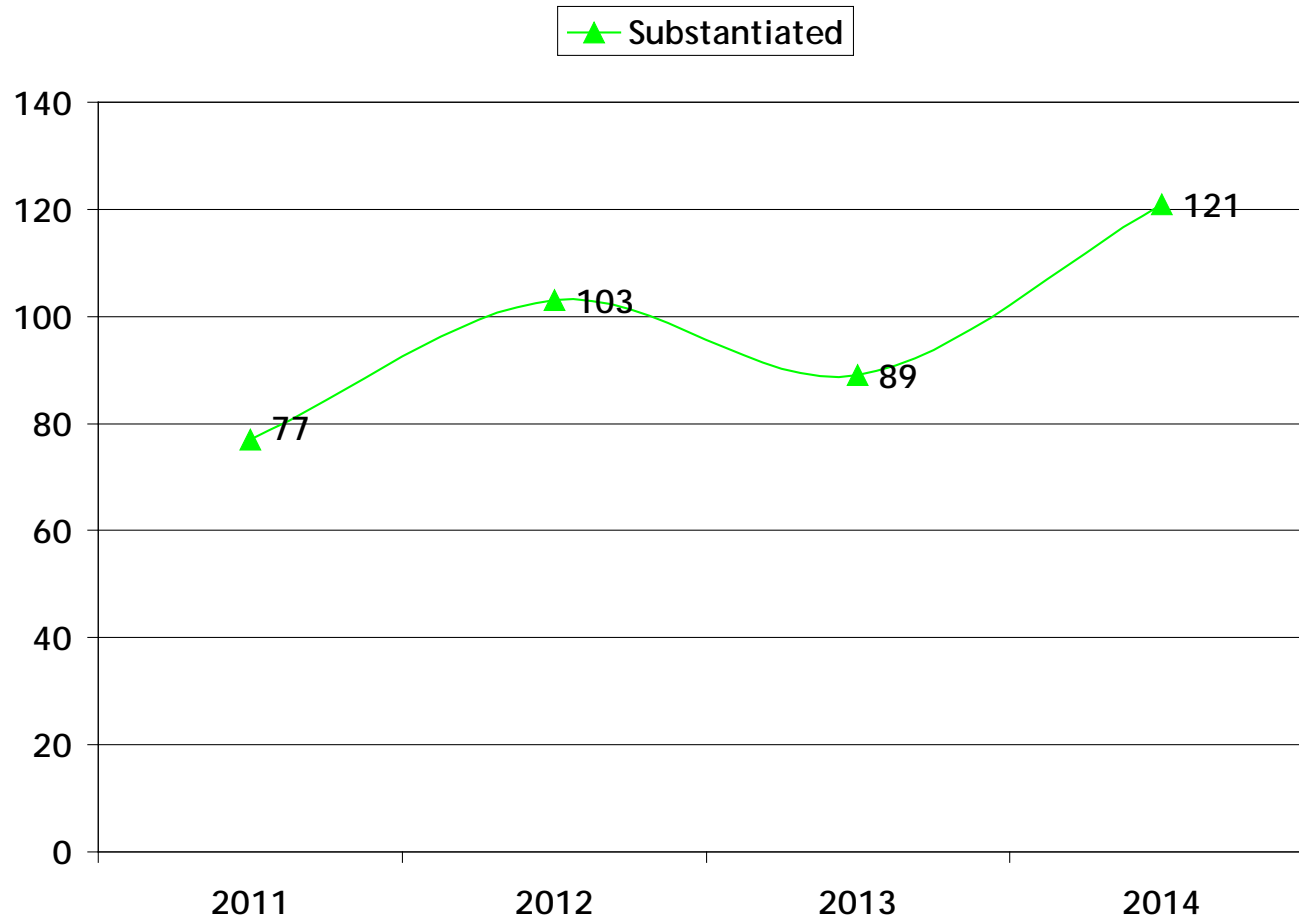
Per 1,000 Children Under Age 18



Specific Child Abuse Cases



Child Neglect Cases

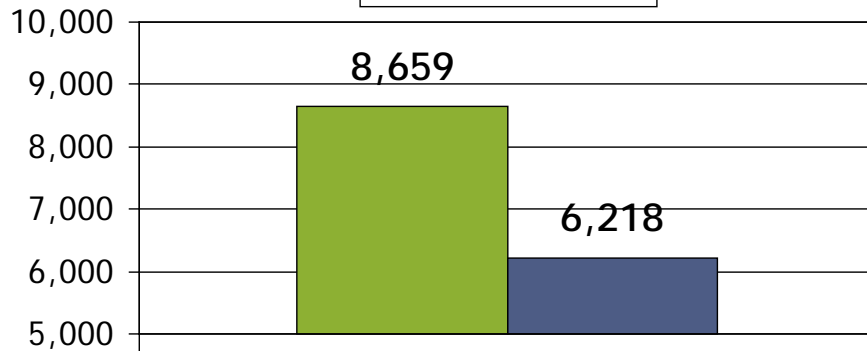


Teen Pregnancies

Teens ages 15 - 19 years old

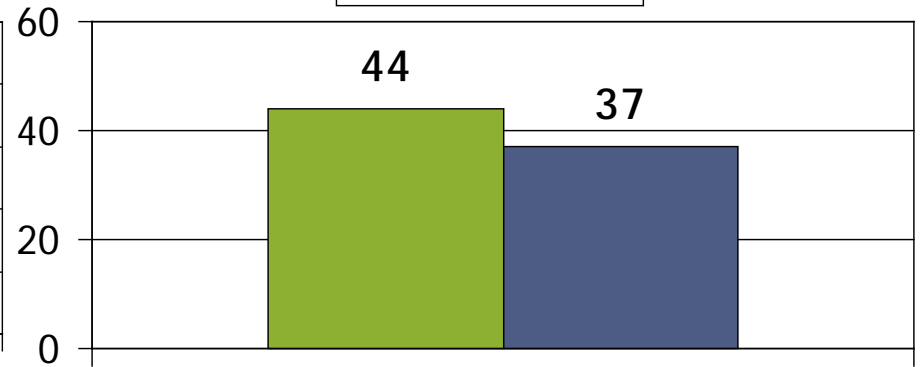
Indiana

2010 2014



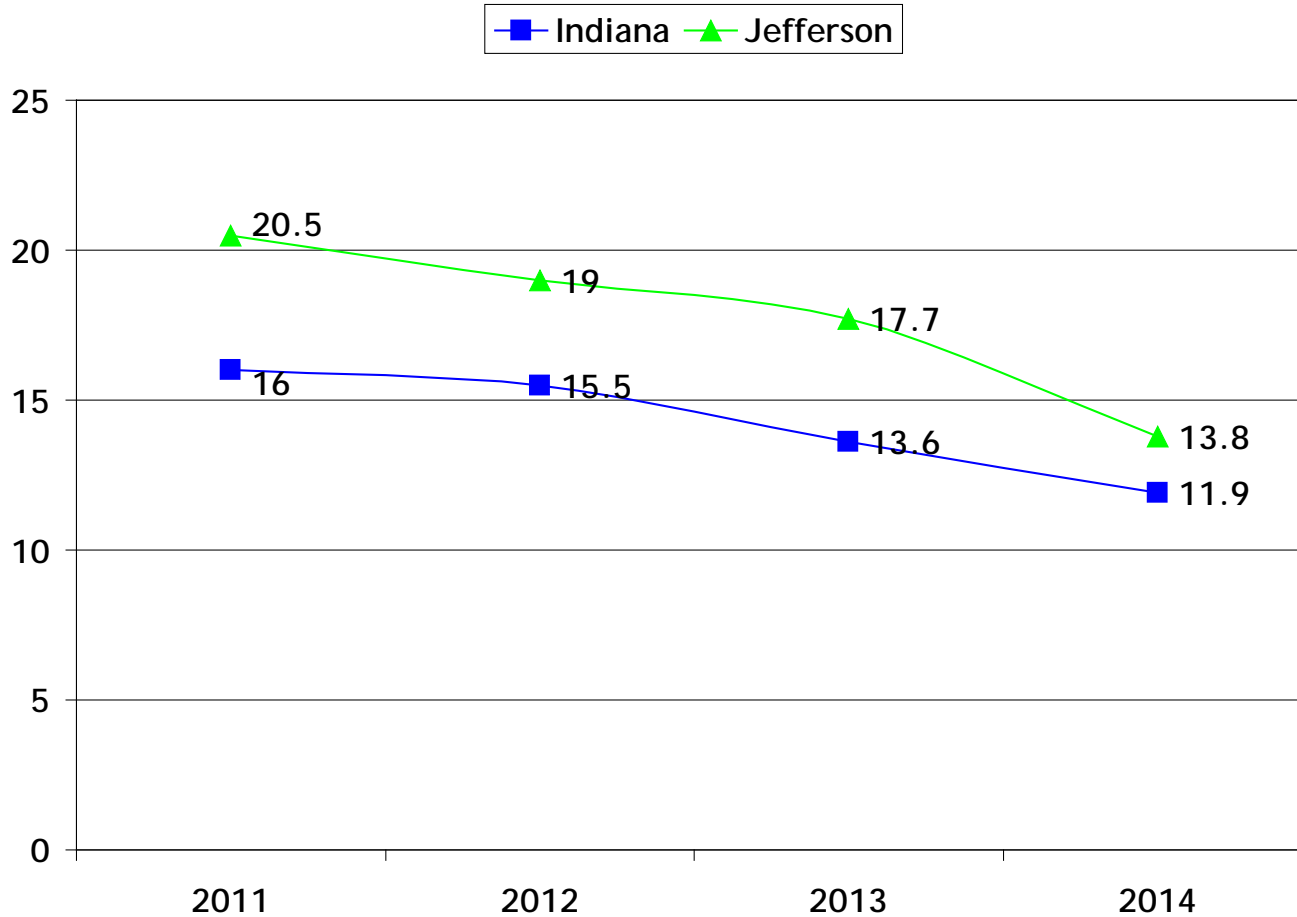
Jefferson

2010 2014



Teen Birth Rate

Per 1,000 Females Age 15-17



Infectious Disease

Hepatitis C/HCV - Total Chronic and Acute Cases

Hepatitis C HCV	2014	2015
Indiana	5,289	n/a
Jefferson	41	59

Infectious Disease

HIV

HIV	New Cases 2014	Total Number of People Living with HIV - 2014
Indiana	515	11,547
Jefferson	<5	26

Pneumonia / Influenza Deaths

Rate per 100,000 population

	2013	2014
Nation	18.0	15.1
Indiana	15.2	14.2
Jefferson	25.0	21.6

Sexually Transmitted Diseases

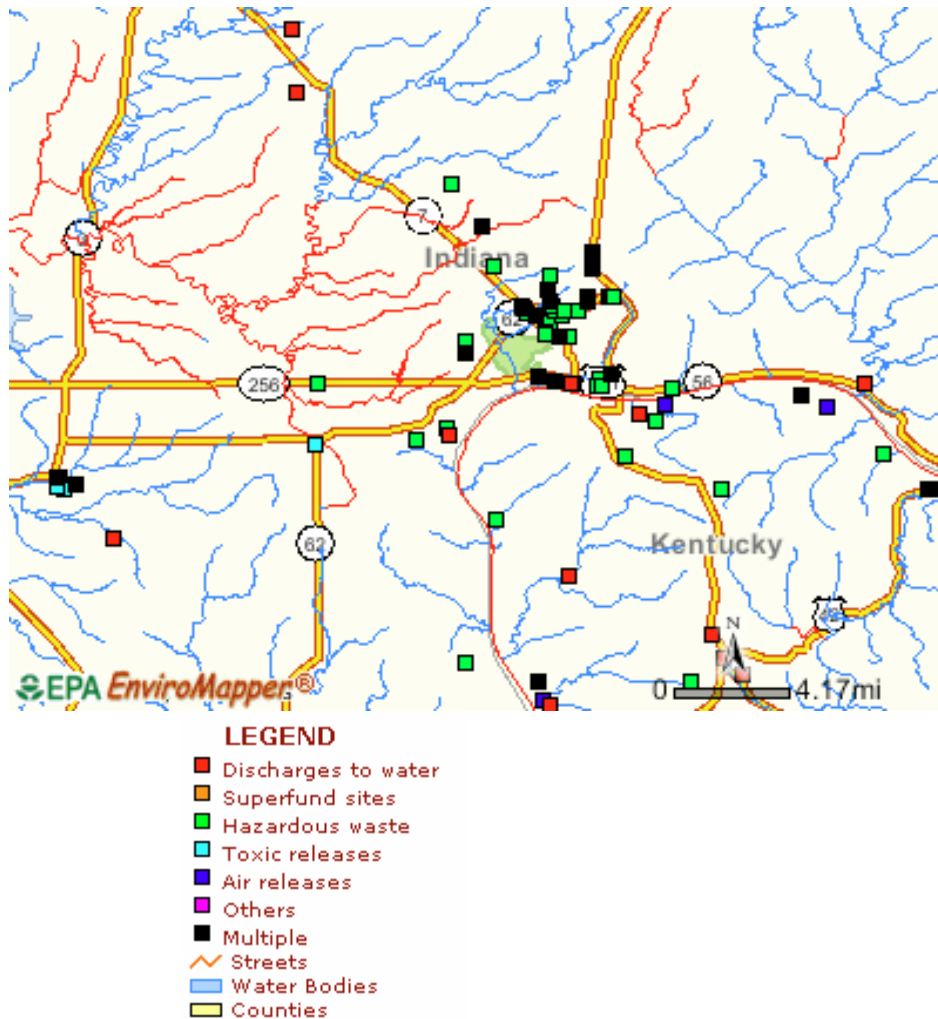
Diagnosed in the calendar year

Chlamydia	2013	2012	2011
Nation	1,401,906	1,422,976	1,412,791
Indiana	28,023	29,505	27,801
Jefferson	109	126	97

Gonorrhea	2013	2012	2011
Nation	333,004	334,826	321,849
Indiana	7,144	7,338	6,569
Jefferson	17	16	12

Syphilis	2013	2012
Nation	17,375	15,667
Indiana	215	224
Jefferson	<5	<5

Environmental Facts



Air

Facilities that product and release air pollutants: 7

Toxics

Facilities that have reported toxic releases: 20

Waste

Facilities that have reported hazardous waste activities: 65

Superfund Sites: 3

Water

Facilities issued permits to discharge to waters: 22

Availability of Drugs

	Jefferson	Indiana
Alcohol Licenses	63	10,961
Alcohol Licenses per 1,000 persons	1.9	1.7
Tobacco Outlets	46	8,783
Tobacco Outlets per 1,000 persons	1.4	1.3
Tobacco Outlets per 1,000 Youth (Ages 10 - 17)	13.7	12.2
Meth Lab Seizures reported by Indiana State Police	4	1,488

Average Consumer Spending on Alcohol & Tobacco

Alcohol Spending	Nation	Indiana	Jefferson
Average Annual Alcohol Spending per Household	\$685	\$604	\$554
Above as Percentage of Median Household Income	1.3	1.3	1.3

Tobacco Spending	Nation	Indiana	Jefferson
Average Annual Tobacco Spending per Household	\$353	\$340	\$332
Above as Percentage of Median Household Income	0.7	0.7	0.7

Problem Gambling

Individuals Enrolled in VEP (Indiana Gambling Voluntary Casino Self Exclusion Program)

	VEP Members
Indiana	2,113
Jefferson	18
IN County Average	22.9

Alcohol-Impaired Driving Fatalities

Percentage of Driving Fatalities with Alcohol Involvement 2010-2014

	Number of Alcohol-Impaired Driving Fatalities	Number of Driving Fatalities	Percentage of Fatalities Alcohol - Impaired
Indiana	651	3,507	19%
Jefferson	7	30	23%

Drug Overdose Deaths

Number of Drug Poisoning Deaths per 100,000 Population 2012-2014

Includes accidental, intentional, and of undetermined poisoning by and exposure to: 1) nonopioid analgesics, antipyretics and antirheumatics, 2)antiepileptic, sedative-hypnotic, antiparkinsonism and psychotropic drugs 3)narcotics and psychodysleptics (hallucinogens), 4)other drugs acting on the autonomic nervous system, and 5) other and unspecified drugs, medicaments and biological substances.

	Number of Drug Overdose Fatalities	Drug Overdose Mortality Rate
Indiana	2201	18%
Jefferson	20	21%

Drug Abuse/Drug Dependency/Drug Overdose

KDH Emergency Room Admissions

	Total Number of Admissions	Number of Admissions January - August
2014	2430	1894
2015	N/A*	2254

Neonatal Abstinence Syndrome

Number of Children Born with Syndrome

Total Number of Births with Syndrome	
2014	10
2015	3*

Methamphetamine Abuse

Labs Found to be Producing Methamphetamine

Average Number of
Labs Found in
Indiana Counties:

16.1

	2014 Total Number of Labs
Indiana	1,488
Jefferson	4

Prescription Drug Abuse and Misuse

Jefferson County 2008-2011	
Number of Criminal Cases filed per week in County for Possession of or for Dealing Prescription Drugs	2.3
Number of Prescription Pill Overdose Deaths	37
Total Number of Prescription Pill Overdose Deaths	40
Number of Overdose Victims 30 Years Old or Younger	13

Crime Report Data - 2012

Arrests directly from alcohol, drug possession and drug sale/manufacture

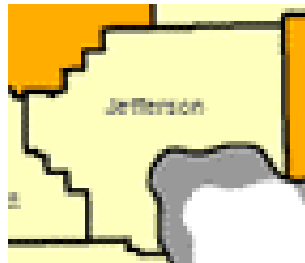
	Jefferson	Indiana
Driving Under the Influence	116	23,500
Liquor Law Violations	84	12,866
Drunkenness	53	14,787
Drug Possession	92	19,916
<i>Opium/Cocaine</i>	8	1,599
<i>Marijuana</i>	56	11,385
<i>Synthetic Narcotics</i>	13	2,122
<i>Other Drug Possession</i>	14	2,590
Drug Abuse-Sale/Manufacturing	28	6,001

INSPECT Data for RX Drugs - 2014

Indiana Scheduled Prescription Electronic Collection and Tracking

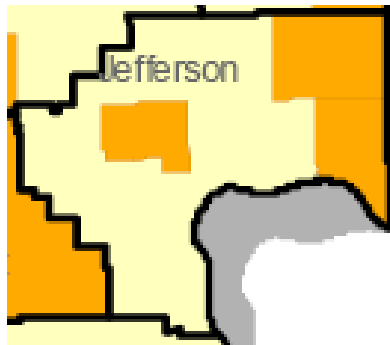
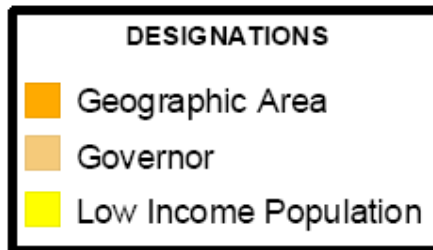
	Jefferson	Indiana
Total Number of Pharmacists Registered on INSPECT	21	4,510
Total Number of Licensed Practitioners Registered on INSPECT	48	9,515
Total Number of Law Enforcement Registered on INSPECT	9	1,552
Number of Annual INSPECT Requests	6,092	2,033,995
Number of Opioids Dispensed	46,560	5,280,935
Opioids dispensed per capita	1.45	0.82

Primary Care Health Professional Shortage Areas



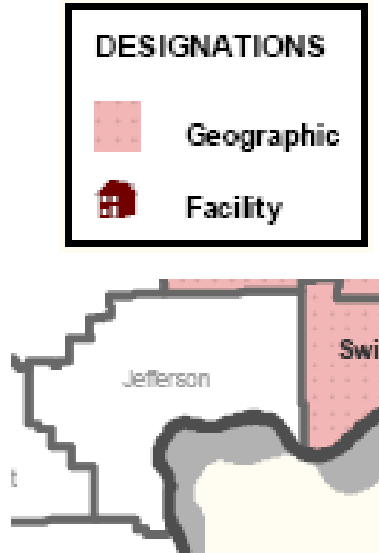
Jefferson County does not appear to have a shortage of health care professionals

Medically Underserved Areas



The townships of Milton, Shelby, and Smyrna in Jefferson County are considered medically underserved.

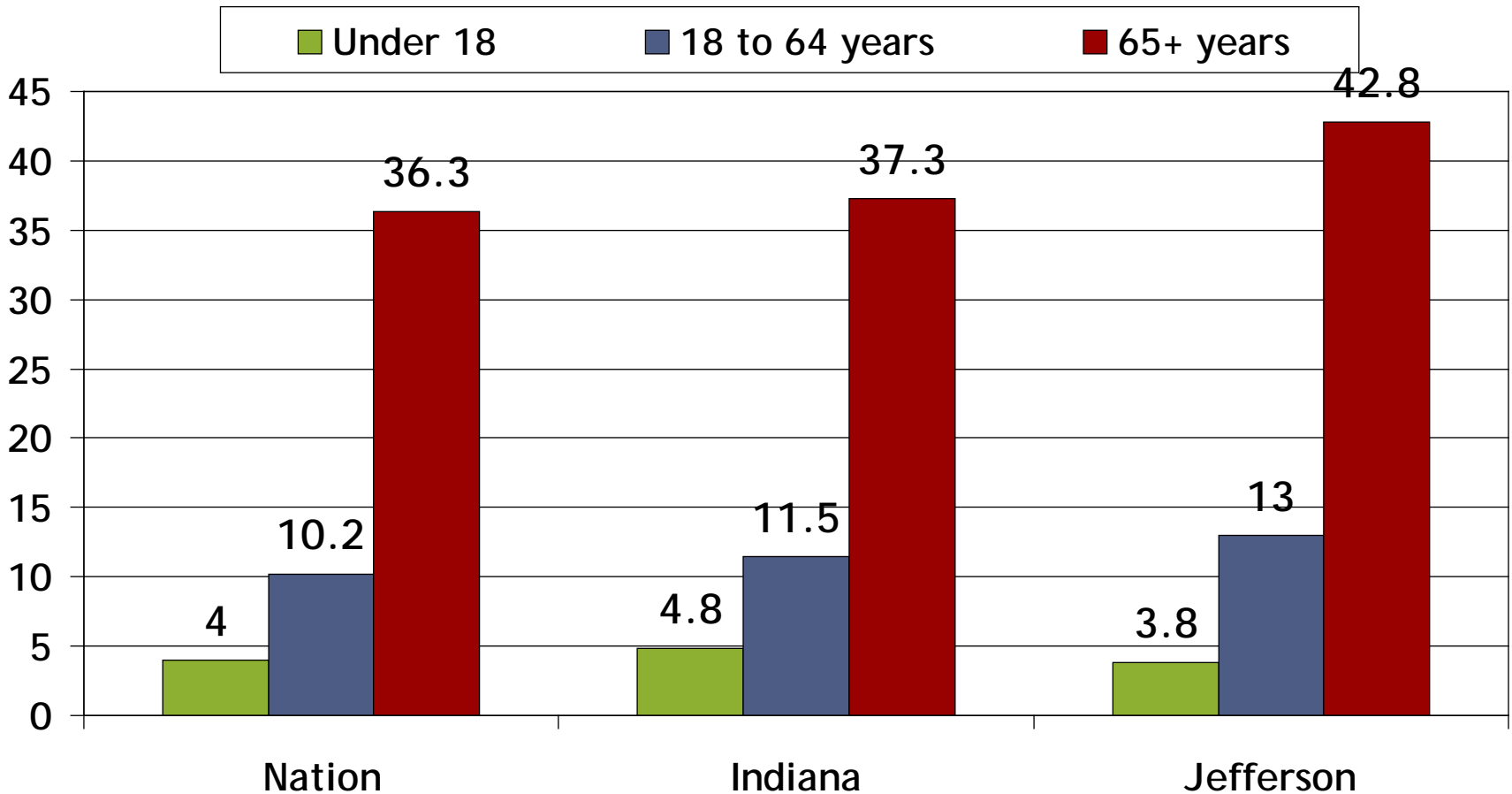
Mental Health Professional Shortage Areas



Jefferson County does not have any areas with a shortage of mental health professionals.

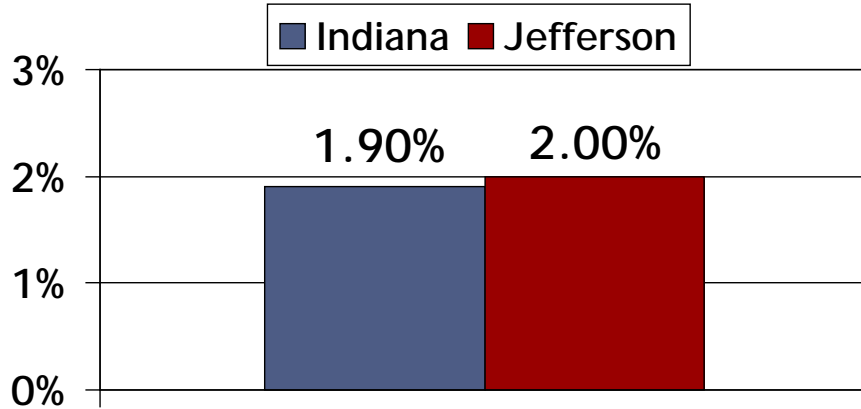
With Disability

Noninstitutionalized as Percentage of Age Group

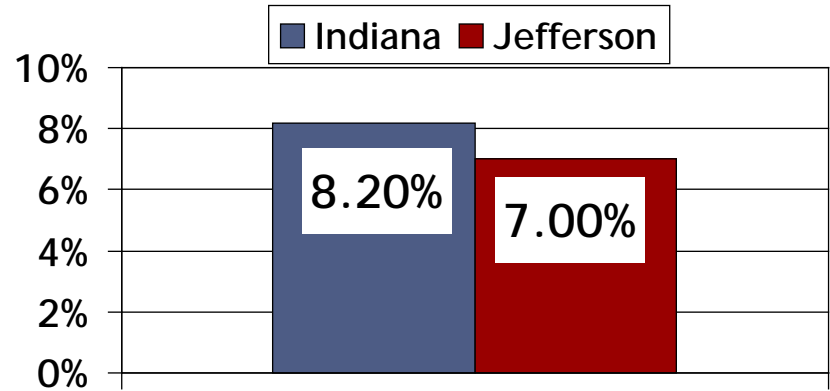


Asthma

Pediatric



Adult

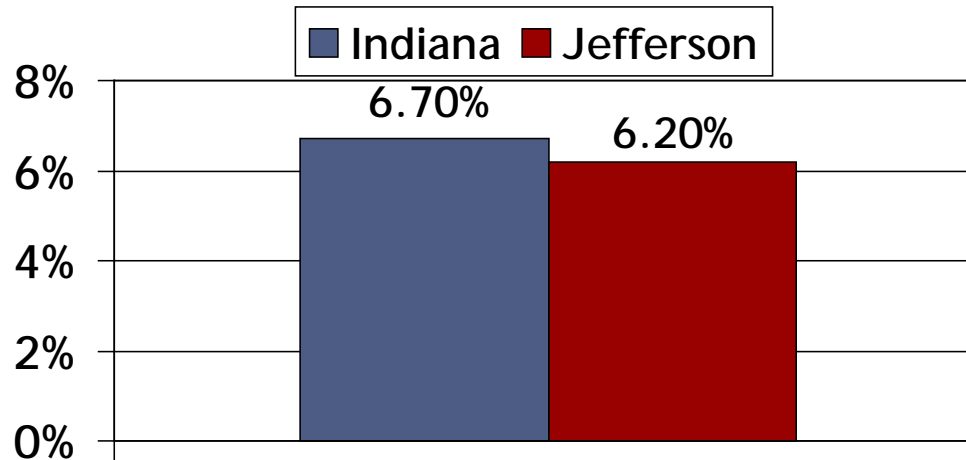


Cases	
Indiana	126,229
Jefferson	683

Cases	
Indiana	538,980
Jefferson	2,301

COPD

Chronic Obstructive Pulmonary Disease, which includes Chronic Bronchitis and Emphysema

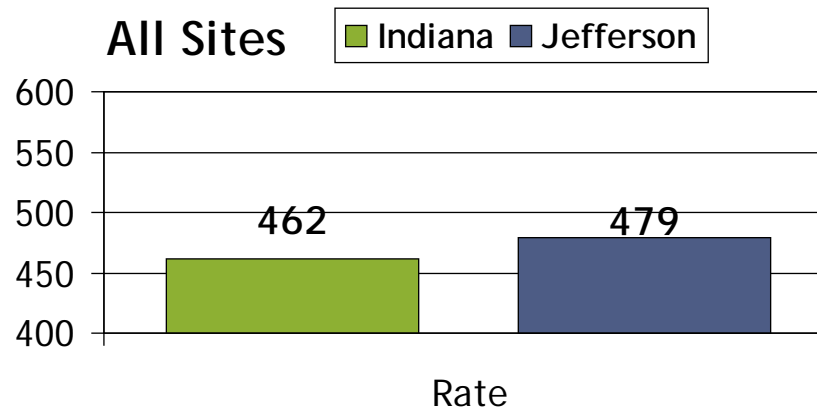


	Cases
Indiana	439,690
Jefferson	2,007

Incidences of Cancer: All Sites

Counts and Rates are for the years of 2010 - 2014

Rate is age adjusted 100,000 population to the 2000 U.S. Population Standard

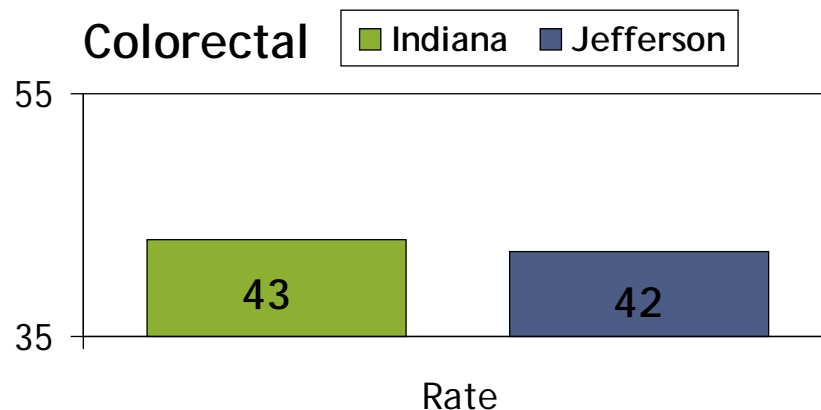
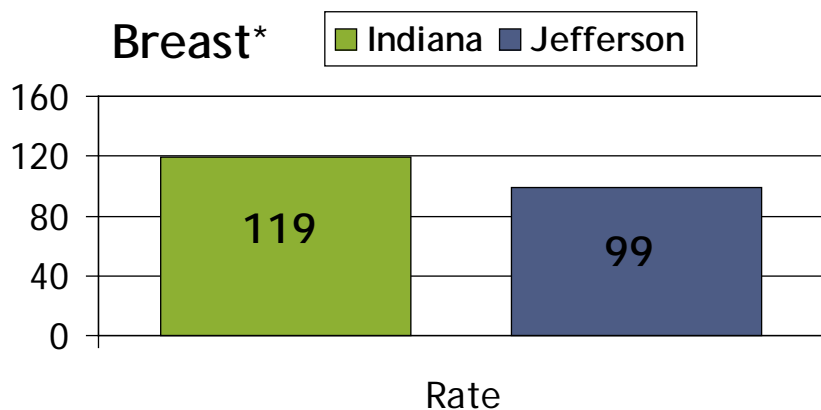


Average Annual Count	
Indiana	33,334
Jefferson	189

Incidences of Cancer: Breast & Colorectal

Counts and Rates are for the years of 2010 - 2014

Rate is age adjusted 100,000 population to the 2000 U.S. Population Standard



Average Annual Count	
Indiana	4,579
Jefferson	21

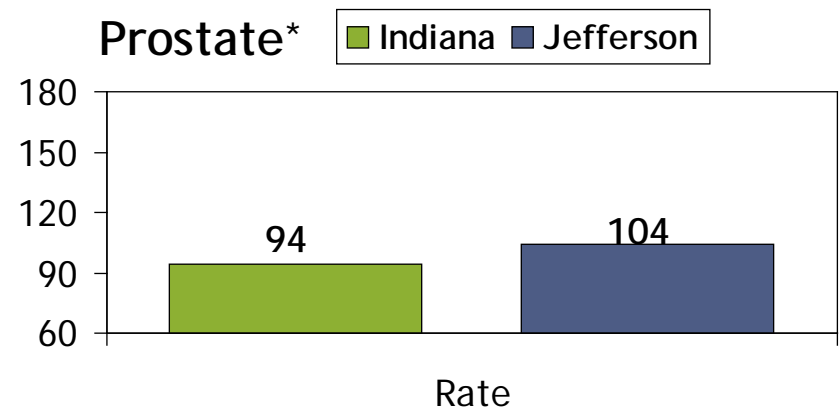
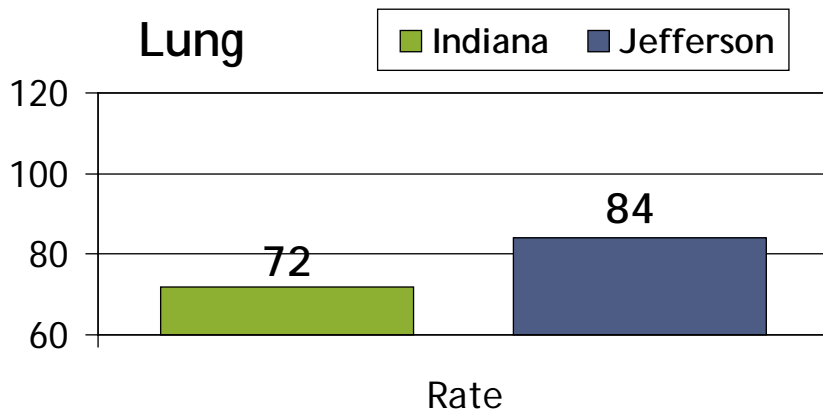
Average Annual Count	
Indiana	30901
Jefferson	17

* Only calculated for females

Incidences of Cancer: Lung & Prostate

Counts and Rates are for the years of 2010 - 2014

Rate is age adjusted 100,000 population to the 2000 U.S. Population Standard



	Average Annual Count
Indiana	5,237
Jefferson	33

	Average Annual Count
Indiana	3,270
Jefferson	20

* Only calculated for males

Mental Health

Average Number of Mentally Unhealthy Days Reported in Past 30 days

2014	
Indiana	4.3
Jefferson	4.0

Mental Health

Individuals Receiving Mental Health Services*

Jefferson County	2014
Total Number of Individuals Served	1399
Adults Receiving Services	1063
Youth Under Age 17 Receiving Services	336

Mental Illness Death Rates

Rate per 100,000 population

Suicide Death Rate	2014	2013
Nation	13.0	12.6
Indiana	14.2	14.2
Jefferson	26.8	11.2

Alzheimer's Death Rate	2014	2013
Nation	26.8	26.8
Indiana	29.3	28.5
Jefferson	11.4	18.4

Causes of Death - 2014

Locale	Heart Disease	Diabetes	Cancer	Pneumonia / Flu
Indiana	13,701	1,818	13,494	1,058
Jefferson	107	8	92	8

Diabetes Death Statistics

Rate per 100,000 population

	2014	2013
Nation	20.9	21.2
Indiana	24.4	26.3
Jefferson	19.4	29.6

Heart Related Deaths

Rate per 100,000 population

Major Cardio-vascular Diseases	2014	2013
Nation	203.5	206
Indiana	240.0	243.7
Jefferson	362.2	321.0

Ischemic Heart Disease	2014	2013	2012
Indiana	102.7	107.8	112.3
Jefferson	147.2	171.5	148.9

Respiratory Death Rate

Rate per 100,000 population

Chronic Lower Respiratory Disease (CLRD)	2014	2013	2012
Nation	40.5	42.1	41.5
Indiana	54.1	58.3	55.4
Jefferson	65.2	77.9	64.3

Stroke Death Rate

Rate per 100,000 population

	2014	2013
Nation	36.5	36.2
Indiana	41.7	40.4
Jefferson	79.6	48.1

Tobacco Usage

Estimated Smoking Prevalence - Adult Smokers as Percentage of Population

	2014
Nation	16.8
Indiana	23
Jefferson	22

Obesity

Percent of adults that report a BMI \geq 30

	2013
Nation	28
Indiana	33
Jefferson	35

Physical Inactivity

Percent of Adults aged 20 and over reporting no Leisure Time Physical Activity

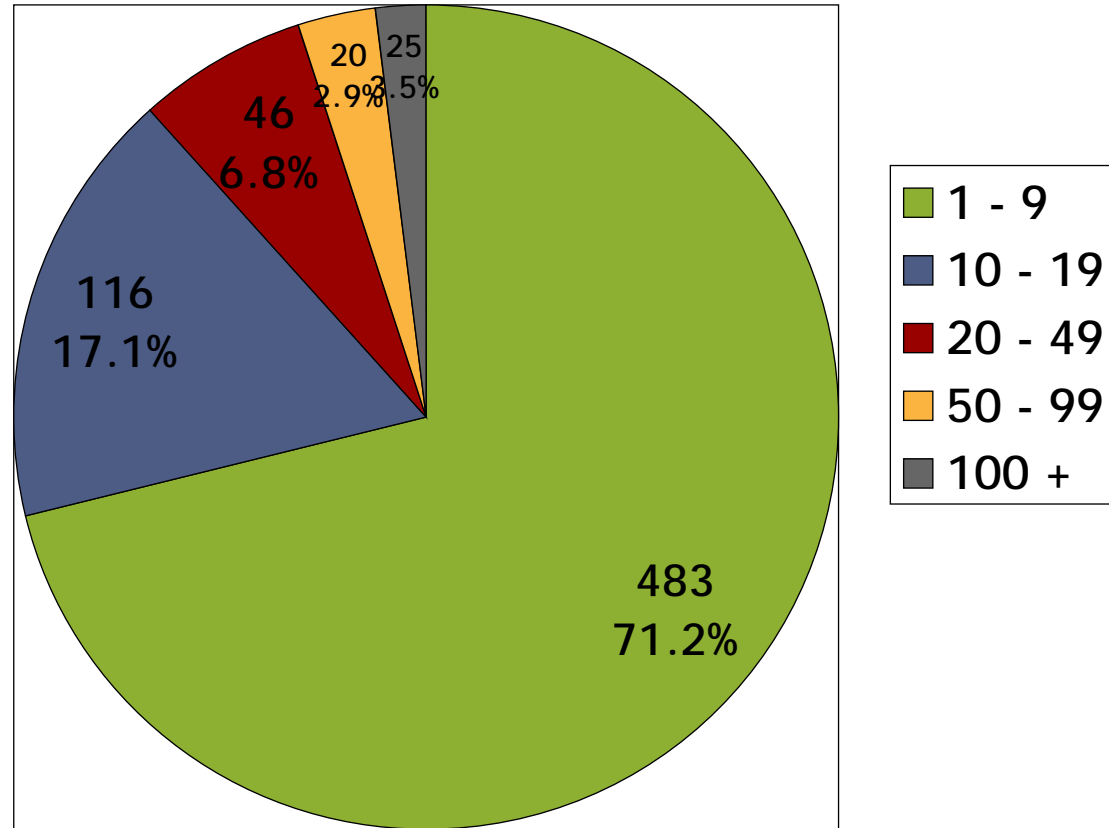
	2012
Nation	26
Indiana	28
Jefferson	29

Major Employers in Jefferson County

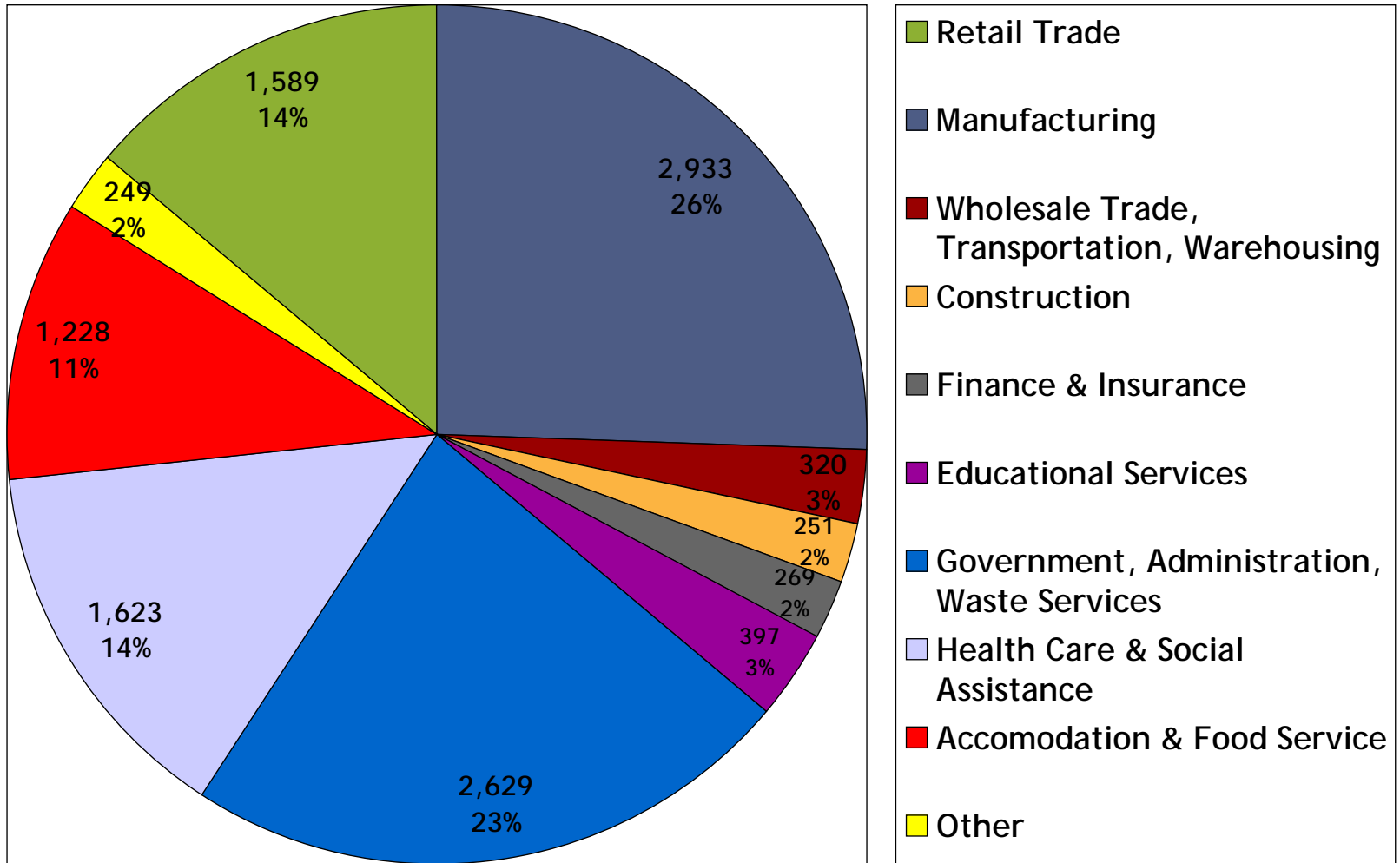
Firm	Product(s) / Service(s)	Employees	Percentage
King's Daughters' Health	Health care provider	971	6.7%
Arvin Sango, Inc. (ASI)	Automotive industry products	614	3.4%
Madison Precision Products	Aluminum parts for the automotive industry	488	3.1%
Grote Industries	Highway safety products	455	3.0%
Madison State Hospital	State psychiatric hospital	441	2.9%
Madison Consolidated Schools	Public school system	420	2.8%
Wal-Mart	Retail center	400	2.4%
IN-KY Electric Corp (IKEC)	Electrical service for the Ohio Valley	350	2.4%
Vehicle Service Group (VSG)	Surface & in-ground lifts and collision repair equipment	327	2.3%
Hanover College	Four year private college	290	2.0%

Firms and Employment by Size, 2013

Total Business
Establishments:
678

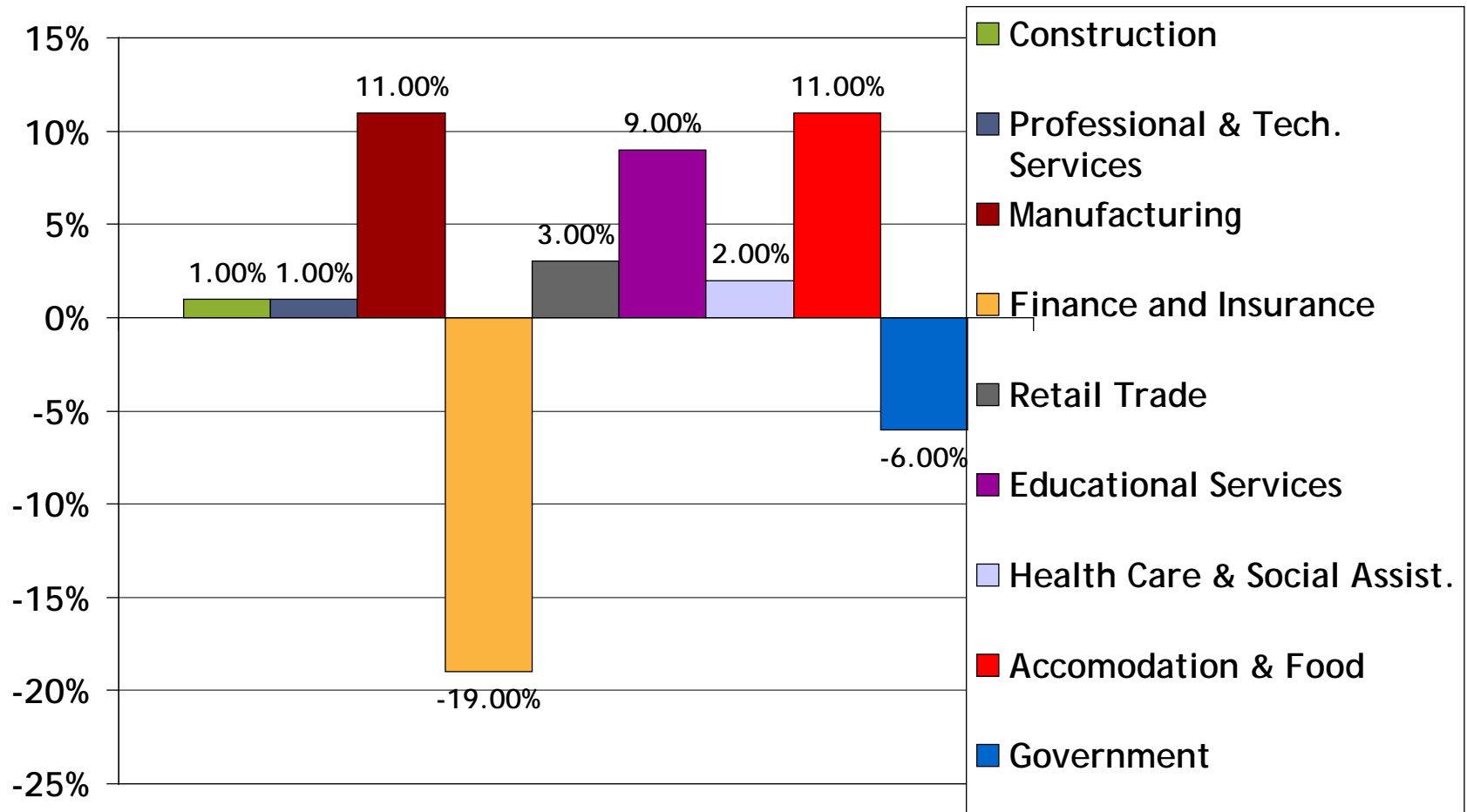


Employment by Sector, 2014



Employment by Sector

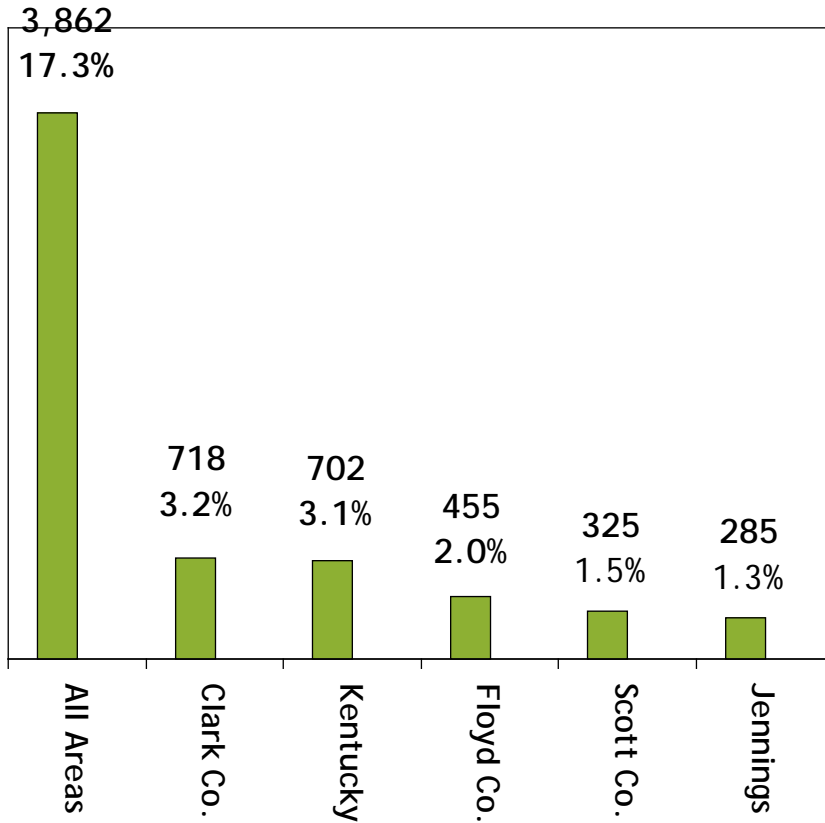
Percent Change 2011 - 2014



Commuting Patterns

Top Five in 2013

Into Jefferson FROM



Out of Jefferson TO

